

Winthrop Eagles

2025-26 Record: 4-4, 0-0 Big South
 2024-25 Record: 23-11, 11-5 Big South
 Head Coach: Mark Prosser (5th season/9th overall)
 Winthrop/Career Record: 82-56/124-132
 Big South Record: 43-23



LIU SHARKS

2025-26 Record: 4-3, 0-0 NEC
 2024-25 Final Record: 17-16, 12-4 NEC
 Head Coach: Rod Strickland (4th season/same)
 LIU/Career Record: 31-67/same
 NEC Record: 19-29

WINTHROP

TIP-INS

- Coming off a 101-79 home win over South Carolina St.
- Posted 105 points against Mercer, which are the 2nd most by an Eagle team against an NCAA D1 non-conference opponent
- Winthrop has reached the century mark in three straight home games dating back to the 2024-25 season
- Winthrop has 11 or more threes in five consecutive games
- Eagles began the season with a stretch of 6-of-7 games away from home
- Eagles are in their 48th season of basketball overall and 41st in the Big South Conference
- Coming off a season in which the Eagles fell in the Big South Conference Championship game
- It was the programs 19th Big South Conference Championship game appearance and 4th appearance in the previous six seasons
- Winthrop won 23 games in 2024-25, the 9th 20-win season in its D1 Era
- Winthrop is 134-99 all-time in the month of November and has now been .500 or better in 13 straight seasons
- On Nov. 17, 2024 the Eagles captured the program's 800th win all-time (824-627)
- The victory was also the 100th career win for head coach Mark Prosser
- In 2024-25, the Eagles earned 10 wins prior to league play for first time since 2015-16

GAME INFORMATION

Game 9: Winthrop at LIU
 Dec. 2, 2025 | 7:30 p.m.
 Brooklyn, N.Y. | Steinberg Wellness Center (2,500)
 Radio: Winthrop Sports Network
 Station: 94.3 FM | WGNC AM1450/101.1FM | ESPN730
 Play-by-Play: Mike Pacheco
 Analyst: Michael Jenkins
 Television: NEC FRONT ROW
 Play-by-Play: Phil Constantino
 Analyst:

---Series History vs. LIU--

| | |
|--|---------------|
| Overall..... | 1-0 |
| Last Meeting..... | 11/25/24 |
| Result..... | Won, 87-65 |
| Current Streak..... | W1 |
| at Steinberg Wellness Center..... | 0-0 |
| Streak at Steinberg Wellness Center..... | n/a |
| In Overtime..... | 0-0 |
| Most Points (WIN)..... | 87 (11/25/24) |
| Most Points (LIU)..... | 65 (11/25/24) |
| Prosser vs. LIU..... | 1-0 |
| Prosser vs. NEC..... | 1-0 |

2025-26 Schedule/Results
 4-4, 0-0 Big South

| | | |
|-----------------------|---------------------------|------------|
| NOVEMBER (4-4) | | |
| 3 | * Queens | W, 81-74 |
| 7 | at George Mason | L, 96-90 |
| 11 | at Coastal Carolina | L, 72-66 |
| 15 | Mercer (Homecoming) | W, 105-69 |
| 18 | at #21 Arkansas | L, 84-83 |
| 23 | at Jackson State | W, 80-62 |
| 25 | at Nebraska | L, 80-73 |
| 29 | S.C. State | W, 101-79 |
| DECEMBER (0-0) | | |
| 2 | at LIU | 7:30 p.m. |
| 6 | Coastal Carolina | 2:00 p.m. |
| 9 | Toccoa Falls | 6:30 p.m. |
| 13 | Bob Jones | 6:30 p.m. |
| 18 | at North Dakota | 8:00 p.m. |
| 21 | Clinton College | 12:00 p.m. |
| 28 | at Texas Tech | 2:00 p.m. |
| 31 | * at Longwood | 3:00 p.m. |
| JANUARY (0-0) | | |
| 3 | * Gardner-Webb | 4:00 p.m. |
| 7 | * Charleston Southern | 6:30 p.m. |
| 10 | * at USC Upstate | 2:00 p.m. |
| 14 | * High Point | 6:30 p.m. |
| 17 | * at UNC Asheville | 2:00 p.m. |
| 21 | * Radford | 6:30 p.m. |
| 24 | * at Presbyterian College | 4:30 p.m. |
| 31 | * UNC Asheville | 2:00 p.m. |
| FEBRUARY (0-0) | | |
| 4 | * at Radford | 7:00 p.m. |
| 7 | * Longwood | 2:00 p.m. |
| 12 | * at Gardner-Webb | 7:00 p.m. |
| 19 | * USC Upstate | 6:30 p.m. |
| 21 | * at High Point | 4:00 p.m. |
| 26 | * at Charleston Southern | 7:00 p.m. |
| 28 | * Presbyterian College | 4:00 p.m. |
| MARCH (0-0) | | |
| 4-8 | # Big South Tournament | TBD |

+ Field of 68 Opening Day Marathon
 (Played at Rock Hill Sports & Events Center - Rock Hill, SC)
 * Big South Conference Game
 # Big South Tournament (Freedom Hall | Johnson City, Tenn.)
 All Games (EST)

HOW THEY MATCHUP



| | | |
|------|-----------------|------|
| 84.9 | Scoring | 73.0 |
| .448 | FG% | .480 |
| .364 | 3FG% | .358 |
| 11.3 | 3FGM PG | 5.4 |
| .750 | FT% | .599 |
| 36.9 | Rebounding | 33.9 |
| 15.0 | Assists | 12.0 |
| 7.1 | Steals | 7.4 |
| 2.9 | Blocks | 5.1 |
| 9.8 | Turnovers PG | 15.4 |
| 77.0 | Scoring Defense | 79.7 |
| .451 | FG% Defense | .476 |
| .336 | 3FG% Defense | .333 |
| +0.3 | Rebound Margin | -2.4 |
| +3.8 | Turnover Margin | -2.1 |
| W1 | W/L Streak | W1 |

Athletic Communications/MBB Contact
 Brett Redden - Asst. AD for Communications
 (803) 367-1649 / reddennb@winthrop.edu

PROBABLE STARTERS



| | | | | | | | | | |
|----------|---------------|----------|---------------|----------|--------------|-----------|---------------|-----------|----------------|
| 1 | WILSON | 2 | ROZIER | 7 | BERRY | 11 | CLOUET | 51 | DUNCOMB |
| Sr. | ► Guard | Sr. | ► Guard | Sr. | ► Forward | Sr. | ► Forward | Sr. | ► Center |
| MIN. | 16.7 | MIN. | 28.7 | MIN. | 27.2 | MIN. | 23.6 | MIN. | 21.3 |
| PPG | 2.5 | PPG | 14.3 | PPG | 12.6 | PPG | 11.3 | PPG | 12.9 |
| RPG | 1.0 | RPG | 1.9 | RPG | 4.5 | RPG | 3.6 | RPG | 5.9 |
| APG | 2.0 | APG | 4.3 | APG | 1.9 | APG | 1.4 | APG | 0.6 |
| FG% | 26.1 | FG% | 41.8 | FG% | 39.5 | FG% | 43.9 | FG% | 56.7 |
| 3FG% | 09.1 | 3FG% | 43.5 | 3FG% | 31.7 | 3FG% | 39.2 | FT% | 71.1 |

2025-26 Winthrop Basketball Roster

NUMERICAL ROSTER

| NO. | NAME | YR. | POS. | HT. | WT. | HOMETOWN/PREVIOUS SCHOOL |
|-----|--------------------|-------|------|------|-----|--|
| 0 | Kaleb Evans | Fr. | G | 6-4 | 190 | Lexington, S.C. / Moravian Prep/YNG Dreamerz |
| 1 | Isaiah Wilson | Gr. | G | 6-1 | 180 | Pittsburgh, Pa./ Richmond |
| 2 | Kareem Rozier | Sr. | G | 5-9 | 180 | Detroit, Mich. / Duquesne |
| 3 | Josh Meo | Sr. | G | 6-4 | 195 | Orlando, Fla. / Coastal Carolina |
| 4 | Pharrell Boyogueno | Sr. | G | 6-6 | 215 | Greenville, S.C. / Gardner-Webb |
| 5 | Brayhlan Thomas | So. | G | 6-6 | 205 | Atlanta, Ga. / Georgia Southern |
| 7 | Daylen Berry | R-Sr. | G | 6-4 | 175 | Raleigh, N.C. / Charleston Southern |
| 8 | Cam Christy | Sr. | G | 6-4 | 200 | Walton, Ky. / Mount St. Joseph University |
| 11 | Kody Clouet | Gr. | G | 6-5 | 210 | San Marcos, Calif. / San Diego |
| 15 | Tommy Kamarad | Gr. | F | 6-8 | 205 | Buford, Ga. / Arkansas Tech |
| 21 | Tai Hamilton | Jr. | F | 6-10 | 200 | Charlotte, N.C. / William & Mary |
| 22 | Henry Harrison | Jr. | G | 5-11 | 175 | Lewisburg, Pa./ Lewisburg H.S. |
| 23 | Ed Nnamoko | Sr. | F | 6-10 | 230 | Lagos, Nigeria / New Mexico State |
| 25 | Seifeldin Hendawy | So. | G | 6-8 | 200 | Cairo, Egypt / Loyola Chicago |
| 51 | Logan Duncomb | Sr. | C | 6-10 | 230 | Cincinnati, Ohio / Xavier |

COACHING STAFF

Head Coach—Mark Prosser (Marist, '02)
Associate Coach—Tony Rack (Northern Kentucky, '15)
Associate Coach—Monty Sanders (Elon, '09)
Assistant Coach—Mitchell Hill (Tennessee Tech, '15)
Assistant Coach—Sid Crist (Fairmont State, '16)
Video Coordinator—Matt Erps (Winthrop, '18)
Graduate Assistant—Cooper Sisco (Fairmont St, '16)

PRONUNCIATION GUIDE

| | |
|----|--------------------------|
| 3 | Josh MEE-OH |
| 4 | FAH-RELL BOY-OH-GAH-KNOW |
| 11 | Kody CLUE-IT |
| 15 | Tommy CAM-UH-RAD |
| 23 | Ed NAH-MOE-KO |
| 25 | SAY-feh-deen en-DAH-wee |
| 51 | Logan DONE-COME |

RADIO / TV PLAYER PHOTO CHART



Kaleb Evans
G, 6-4, Fr.
Lexington, S.C.




Isaiah Wilson
G, 6-1, Sr.
Pittsburgh, Pa.



Kareem Rozier
G, 5-9, Sr.
Detroit, Mich.



Josh Meo
G, 6-4, Sr.
Orlando, Fla.



Pharrell Boyogueno
G, 6-6, Sr.
Greenville, S.C.



Brayhlan Thomas
G, 6-6, So.
Atlanta, Ga.



Daylen Berry
G, 6-4, 175
Raleigh, N.C.



Cam Christy
G, 6-4, Sr.
Walton, Ky.



Kody Clouet
G, 6-5, Sr.
San Marcos, Calif.




Tommy Kamarad
F, 6-8, Sr.
Buford, Ga.




Tai Hamilton
F, 6-10, Jr.
Charlotte, N.C.



Henry Harrison
G, 5-11, Jr.
Lewisburg, Pa.



Ed Nnamoko
F, 6-10, Sr.
Lagos, Nigeria



Seifeldin Hendawy
G, 6-8, So.
Cairo, Egypt



Logan Duncomb
C, 6-10, Sr.
Crystal Lake, Ill.



Mark Prosser
HEAD COACH



WINTHROP
BASKETBALL

EAGLE EYE VIEW OF THE TEAM

WINTHROP SERIES HISTORY VERSUS LIU/NORTHEAST CONFERENCE

- Eagles and Sharks meet for just the second time
- The first meeting took place Nov. 25, 2024 in Rock Hill as the Eagles prevailed 87-65
- All-time the Eagles are 3-2 against opponents from the NEC

EAGLES ON THE ROAD

- Picked up first road win of the season with a big second half that led to an 80-62 win at Jackson State
- Coming off an 80-73 loss at Nebraska and have lost all four road games by single-digits and a total of 21 points (5.3 average)
- Winthrop is shooting 42 percent from the floor and averaging 11.8 threes per game
- Have hit 11 or more threes in 4-of-5 road games
- Opponents are shooting 45 percent averaging 10.2 threes per game and have 29 more free throw attempts than the Eagles
- The one point loss at #21 Arkansas was the first one point game in program history against a ranked opponent
- The loss at George Mason was the first game Winthrop hit 90 points in a non-conference road game since defeating Coastal Carolina 90-87 (12/2/23)
- In 2024-25 the Eagles were 5-8 on the road overall, 1-4 in non-conference action
- Picked up the lone road win at Queens on Dec. 3 in an 86-78 victory
- Four of the road losses last season were against Power 4 opponents in Virginia Tech (58-52), Louisville (76-61), Florida State (82-64) and Indiana (77-68)
- Have an all-time road mark of 271-387 and 219-334 at the NCAA D1 level
- Over the last eight seasons the Eagles are 68-64 on the road
- Averaged 75.5 ppg while shooting 43 percent from the field and allowed 78.5 ppg and opponents shot 46 percent
- Winthrop had 92 more free throw attempts on the road than opponents (averaged 26.9 attempts per road game) in 2023-24
- Last year they attempted 35 more free throws than opponents on the road

TEAM NEWS

- This is the program's 1,452nd game as Winthrop holds an all-time record of 824-627
- Coming off a 101-79 home win over South Carolina State on Nov. 29
- Winthrop has now hit the century mark in both home games this season and in the last three dating back to the 2024-25 season
- At George Mason and Coastal Carolina the Eagles were dominated on the glass by a combined 95-59 (-19 & -17)
- Since then the Eagles have outrebounded their opponent in 4-of-5 games and have a +38 advantage on the glass (+7.6 per game)
- Eagles finished the month of November with a .500 record to stretch their streak to 13 straight season with a .500 or better mark in the month of November
- Winthrop connected on 12 threes in the win over the Bulldogs, their fifth straight game with 11 or more and have now hit 10 or more in 6-of-8 games this season
- Earned first road win of the year, as the Eagles knocked down eight second half threes to earn an 80-62 win at Jackson State
- Eagles had 13 threes in the loss at Nebraska, the second game with 13 or more vs. a Power 4 opponent this season
- Going back to the 2024-25 season, the Eagles have connected on 12 or more threes in 10 of the last 13 games played
- The win was on the heels of a one point loss at #21 Arkansas (84-83), the first one-point game with a Top 25 or Power 4 opponent in program history
- It was the sixth game all-time against a Power 4 opponent that was a one possession (3pts or less) game, win or lose
- The 83 points were the most by a Winthrop team against a nationally-ranked opponent
- The Eagles knocked down a season-high 15 threes in the game, the most versus a Power 4 opponent since the team had 16 on Nov. 22, 2021 in a 92-86 loss at Washington State
- The 15 threes were tied for the most against a Top 25 opponent
- On Nov. 15, the Eagles earned a 105-69 victory over Mercer, the largest margin of victory over a non-conference opponent since defeating Holy Cross 89-51 on Nov. 17, 2023 (+38)
- The 105 points are the second-most against an NCAA D1 non-conference opponent (106 vs. Central Connecticut State on Jan. 18, 1993 is the most)
- Winthrop led by as much as 43 in the win over Mercer, the largest lead vs. a D1 opponent under Mark Prosser
- It was the largest lead held by an Eagle team vs. a D1 opponent since they led Liberty by 43 on Feb. 28, 2006
- That season the Eagles defeated Birmingham-Southern for the largest margin of victory over a D1 opponent (+41) and led by as much as 48 in the game
- After posting 101 points against S.C. State, the Eagles now have 13 games of 100 or more points under Prosser, whose Eagles set a program record with six games of 100 or more in 2024-25
- Scored a season-low 66 points at Coastal Carolina and were just 13-for-23 at the foul line after going 50-for-60 in the first two games
- Eagles had scored 90 or more points in two straight meetings with Coastal
- Eagles had just 14 (6&8) turnovers in back-to-back games (at George Mason/at Coastal Carolina), the lowest in back-to-back games since the 2023-24 team has 14 in back-to-back in a win over Elon (7) and loss at Georgia (7)
- Suffered first loss of the season at George Mason, 96-90
- It was the most points the Eagles have given up on a non-conference road game since Dec. 4, 2018 in a 99-81 loss at Davidson
- In the loss to the Patriots the Eagles finished with zero second chance points (first time since 11/20/21 at Vanderbilt)
- Eagles attempted 29 free throws in the game, but George Mason went to the line 43 times
- It's the most free throw attempts against the Eagles since Mar. 7, 2025 in the opening round of the Big South Tournament quarterfinal vs. Longwood (42)
- It's the most against a non-conference opponent since Florida State had 42 on Dec. 22, 2023 in a 67-61 victory over the Eagles
- This season the Eagles have had at least 23 or more free throw attempts in a game and as many as 39 at George Mason
- Opened up the season with an 81-74 win over Queens at the Field of 68 Opening Day Marathon
- The Eagles picked up right where they've left off the last two seasons at the free throw line, earning 60 free throw attempts in the first two games
- Led the nation in free throw attempts per game (28.5) last year and were 4th in makes per game (19.1)
- Set a program record for free throws attempted (970) and free throws made (648) in a single-season
- Eagles replaced their entire starting lineup from 2024-25 and lost 89 percent of its total points
- Lost 81 percent of its total rebounds and 91 percent of its total three-point field goals
- Eagles are shooting 83 percent at the free throw line in the first two games (50-for-60)

EAGLE EYE VIEW OF THE TEAM

- Hold an all-time mark of 134-99 in the month of November, 139-150 in the month of December, 256-189 in January, 236-153 in February and 56-36 in March
- Mark Prosser coached his 100th game as head coach of the Eagles on Nov. 15 and captured his 100th career win the same day
- The win also marked the 800th in program history
- The 100th win for Prosser came on a three-pointer at the buzzer-beater
- It was the first buzzer beater win for the Eagles since Keon Johnson's jumper as time expired in an 86-84 victory at Radford on Jan. 13, 2016
- Voted to finish fifth in the Big South Conference Preseason Poll, one vote behind Radford (4th) and Longwood (3rd)
- Winthrop has 10 or more threes in 52 games in the Prosser Era (Hold a 41-11 record in those 52 contests and 13-5 when hitting 13 or more)
- Over the last five seasons Winthrop is 101-16 when leading at the half (155-27 since the start of the 2015-16 season/169-36 since the 2014-15 season)
- In the last 14 seasons the Eagles are 194-30 when leading at the half, 47-101 when trailing and 11-4 when tied
- In the last 224 victories, the Eagles have won by double-figures in 137 of them (61%)
- Over the last 14 seasons Winthrop is 182-72 when attempting 20 or more free throws, 59-14 when attempting 30 or more, 12-3 when attempting 40 or more and 1-1 when attempting 50-plus
- During that same time span, Winthrop is 81-76 when it has less than 20 free throw attempts
- Have won 20 of the last 23 games attempting 30 or more free throws after having lost 4-of-5 prior
- In the last 14 seasons Winthrop is 81-13 when making 10 or more threes and attempting 20 or more free throws in same game
- Since 2012-13 the Eagles have more wins than any other Big South Conference school (267), 28 more than the next team (Radford -239)

LOOKING BACK AT 2024-25

- Season ended with an 81-69 loss to High Point in the Big South Conference Championship game
- Won 10 of the last 12 games that included two five-game win streaks (both losses to High Point)
- Finished with a 16-2 home mark, tying the program record for the most in a single-season
- Earned 23 victories on the year, with the 20th coming in the final regular season road game in an 85-59 win at Longwood
- It is the 15th 20-win season in the history of the program and the 23 wins tied for th 5th most in a single-season
- Finish 11-5 in the Big South and tied for second place with UNC Asheville (received the 3rd seed)
- Reached 10 league wins for the 21st time in program history and 10 wins before conference play began for the first time since 2015-16
- Led the nation in free throw attempts per game (28.5) and were 4th in makes per game (19.1)
- The Eagles broke a program record scoring 84.5 ppg, which ranked 6th nationally in 2024-25
- It broke the record set by the 1992-93 team that averaged 83.6 ppg (30 games)
- Last year's team was 23-3 when scoring 70 or more points
- It was the just the 5th time in program history an Eagle team averaged 80 or more points per game in a season
- Finished as one of the top rebounding teams in 2024-25, ranked 25th nationally in rebounds per game (38.59)
- Had the most steals in a season (270) since the 2009-10 team had 283 and the 8th most by any Winthrop team
- Set a program record for most games with 100 or more points (6)
- Kelton Talford earned All-Big South First Team Honors while Kasen Harrison and K.J. Doucet were named Honorable Mention
- Paul Jones III was named to the All-Freshman Team

CURRENT BIG SOUTH MEMBERS

| (ranked by overall wins) School | Since (2012-13) | | 2025-26 | 2025-26 |
|------------------------------------|-----------------|-----------|---------|-----------|
| | Overall | Big South | Overall | Big South |
| Winthrop | 268-151 | 153-69 | 4-4 | 0-0 |
| Radford | 239-193 | 130-92 | 3-6 | 0-0 |
| UNC Asheville | 233-185 | 136-82 | 3-4 | 0-0 |
| High Point | 231-186 | 130-92 | 7-1 | 0-0 |
| Gardner-Webb | 220-208 | 129-95 | 0-7 | 0-0 |
| Longwood | 181-250 | 87-137 | 3-3 | 0-0 |
| USC Upstate** | 153-238 | 40-76 | 4-5 | 0-0 |
| Presbyterian College | 138-281 | 61-160 | 5-5 | 0-0 |
| Charleston Southern* | 112-243 | 57-133 | 5-4 | 0-0 |

(Games Through Nov. 30, 2025)

* Charleston Southern had 51 wins (31 conference wins and 3 conference tournament wins vacated)

** USC Upstate overall record from 2012-13 - 2017-18 in Atlantic Sun Conference



- Queens - Daylen Berry
- at George Mason - Josh Meo
- at Coastal Carolina - Logan Duncomb
- Mercer - Kareem Rozier
- at Arkansas - Kareem Rozier
- at Jackson St. - Seifeldin Hendawy
- at Nebraska - Kareem Rozier
- S.C. State - Kody Clouet
- at LIU -
- Coastal Carolina -
- Toccoa Falls -
- Bob Jones -
- at North Dakota -
- Clinton -
- at Texas Tech -
- at Longwood -
- Gardner-Webb -
- Charleston Sou. -
- at USC Upstate -
- High Point -
- at UNC Asheville -
- Radford -
- at Presbyterian -
- UNC Asheville -
- at Radford -
- Longwood -
- at Gardner-Webb -
- USC Upstate -
- at High Point -
- at Charleston Sou. -
- Presbyterian -

NEXT EAGLES WIN WILL...

- Give the Eagles back-to-back wins for the first time this season
- Be the second road win of the season
- Give Prosser his 125th career win and 120th win as an NCAA D1 coach
- Give the program 825 victories all-time
- Be the 684th all-time at the NCAA D1 level

WINTHROP

All-Time Head Coaches (Wins)

| Coach | Wins | Losses | Pct. |
|----------------|------|--------|------|
| Gregg Marshall | 194 | 83 | .700 |
| Pat Kelsey | 186 | 95 | .663 |
| Nield Gordon | 160 | 100 | .615 |
| Mark Prosser | 82 | 56 | .594 |
| Randy Peele | 77 | 82 | .484 |
| Steve Vacendak | 74 | 98 | .430 |
| Dan Kenney | 51 | 113 | .331 |

2025-26 EAGLE TRENDS

THE EAGLES RECORD

Overall: 4-4
 At home: 2-0
 On the road: 1-4
 At a neutral site: 1-0
 In the Big South: 0-0
 Big South Home: 0-0
 Big South Away: 0-0
 Overtime: 0-0
 Night Tip: 1-4
 Daytime Tip: 2-0
 Morning Tip: 1-0
 Win the Opening Tip: 3-1
 Lose the Opening Tip: 1-3
 Nationally ranked opponents: 0-0
 Opponents receiving votes: 0-0
 ACCNX: 0-0
 BTN: 0-1
 ESPN+: 2-2
 ESPN2: 0-0
 ESPNU: 0-0
 YouTube: 1-0
 SECN+: 0-1
 SWAC TV: 1-0
 Play a team with a record over .500: 1-3
 A team with a record below .500: 2-0
 A team with a record of .500: 1-1
 Lead at halftime: 3-2
 Trail at halftime: 0-2
 Tied at halftime: 1-0
 Lead 10+ at halftime: 1-0
 Trail 10+ at halftime: 0-0
 Score first: 3-2
 1st possession is a turnover: 0-0
 1st possession is a made FG: 2-1
 1st possession is a missed FGA: 1-4
 1st possession is a made FT: 0-0
 1st possession is a missed FT: 0-0
 Make First Field Goal Attempt: 2-1
 Miss First Field Goal Attempt: 2-3

SCHEDULED TIME OF TIP/DAY OF WEEK

(record by time zone, not just EST)
 Tip at 8 a.m.: 1-0
 Tip at 12 p.m.: 0-0
 Tip at 2 p.m.: 1-0
 Tip at 3 p.m.: 0-0
 Tip at 4 p.m.: 1-0
 Tip at 4:30 p.m.: 0-0
 Tip at 6:30 p.m.: 0-0
 Tip at 7 p.m.: 2-2
 Tip at 7:30 p.m.: 0-1
 Monday: 1-0
 Tuesday: 0-3
 Wednesday: 0-0
 Thursday: 0-0
 Friday: 1-0
 Saturday: 2-0
 Sunday: 1-0

SCORING

Scores between 10-19: 0-0
 20-29 points: 0-0
 30-39 points: 0-0
 40-49 points: 0-0
 50-59 points: 0-0
 60-69 points: 0-1
 70-79 points: 0-1
 80-89 points: 2-1
 90-99 points: 0-1
 100-plus points: 2-0
 Shoot 10-19 percent from the field: 0-0
 20-29%: 0-0
 30-34%: 0-0
 35-39%: 1-3
 40-44%: 0-0
 45-49%: 1-1
 50-59%: 2-0
 60-plus: 0-0
 Higher FG% than opponent: 3-0
 Lower FG % than opponent: 1-4
 FG% is the same: 0-0
 Hit 7 or more threes: 4-4
 Hit less than 7 threes: 0-0

Attempt less than 20 threes: 0-0
 Attempt 20 or more threes: 4-4
 Attempt 30 or more threes: 1-2
 Turn ball over less than 10 times: 1-2
 10-15 times: 3-2
 16-20 times: 0-0
 21-plus: 0-0
 Make more free throws: 4-1
 Make fewer free throws: 0-3
 Make same free throws: 0-0
 Attempt more free throws: 3-2
 Attempt fewer free throws: 1-2
 Attempt same free throws: 0-0
 Have more rebounds: 3-1
 Have fewer rebounds: 0-3
 Have same rebounds: 1-0
 Have more turnovers: 0-2
 Have fewer turnovers: 3-2
 Have same turnovers: 1-0
 Have more steals: 4-2
 Have fewer steals: 0-2
 Have same steals: 0-0

LATE IN THE GAME(regulation only)

Lead with five minutes left: 4-0
 Trail with five minutes left: 0-4
 Tied with five minutes left: 0-0
 Lead with one minute left: 4-1
 Trail with one minute left: 0-3
 Tied with one minute left: 0-0
 Bench scores more points: 3-2
 Bench scores fewer points: 1-1
 Bench scores same points: 0-0
 1 Score Double-Figures: 0-0
 2 Score Double-Figures: 0-0
 3 Score Double-Figures: 2-2
 4 Score Double-Figures: 1-0
 5 Score Double-Figures: 0-1
 6 Score Double-Figures: 1-0
 7 Score Double-Figures: 0-0

GAMES DECIDED BY...

1 point: 0-1
 2 points: 0-0
 5 points or less: 0-0
 6-9 points: 1-3
 Double-figures: 3-0

First Basket (POINT) is a...

Jumper: 1-0
 Lay-up/Tip-in: 2-1
 Dunk: 0-0
 Free Throw: 0-1
 Three-Pointer: 1-2

POINTS OFF TURNOVERS

Score more off turnovers: 4-2
 Outscored off turnovers: 0-2
 Tied in points off turnovers: 0-0

POINTS IN PAINT

Score more points in paint: 3-1
 Outscored in paint: 1-3
 Tied in points in paint: 0-0

2ND CHANCE POINTS

Score more 2nd chance points: 4-3
 Outscored in 2nd chance points: 0-1
 Tied in 2nd chance points: 0-0

SCHOOLS FROM...

Arkansas: 0-1
 Georgia: 1-0
 Indiana: 0-0
 Kentucky: 0-0
 Mississippi: 1-0
 Nebraska: 0-1
 New York: 0-0
 North Carolina: 1-0
 North Dakota: 0-0
 South Carolina: 1-1
 Texas: 0-0
 Virginia: 0-1

YEAR-BY-YEAR RECORDS

| Year | (Member of NCAA D1 Level Only) | | | | BSC |
|---------------|--------------------------------|----------------|----------------|----------------|----------------|
| | Overall | Home | Away | Non-Conf. | |
| 25-26 | 4-4 | 2-0 | 1-4 | 4-4 | 0-0 |
| 24-25 | 23-11 | 16-2 | 5-8 | 10-7 | 11-5 |
| 23-24 | 17-15 | 11-5 | 6-9 | 9-7 | 8-8 |
| 22-23 | 15-17 | 10-4 | 4-11 | 5-9 | 10-8 |
| 21-22 | 23-9 | 13-0 | 7-7 | 9-7 | 14-2 |
| 20-21 | 23-2 | 11-1 | 10-0 | 5-1 | 17-1 |
| 19-20 | 24-10 | 12-4 | 10-6 | 7-7 | 15-3 |
| 18-19 | 18-12 | 11-3 | 7-8 | 8-5 | 10-6 |
| 17-18 | 19-12 | 11-3 | 7-8 | 6-5 | 12-6 |
| 16-17 | 26-7 | 14-3 | 12-3 | 8-4 | 15-3 |
| 15-16 | 23-9 | 14-1 | 7-7 | 10-4 | 13-5 |
| 14-15 | 19-13 | 11-3 | 6-10 | 7-7 | 12-6 |
| 13-14 | 20-13 | 12-3 | 5-10 | 10-7 | 10-6 |
| 12-13 | 14-17 | 11-4 | 2-12 | 8-7 | 6-10 |
| 11-12 | 12-20 | 7-5 | 4-11 | 4-10 | 8-10 |
| 10-11 | 13-17 | 9-4 | 4-10 | 4-8 | 9-9 |
| 09-10 | 19-14 | 12-2 | 6-11 | 7-8 | 12-6 |
| 08-09 | 11-19 | 7-6 | 4-12 | 2-10 | 9-9 |
| 07-08 | 22-12 | 12-3 | 6-7 | 12-8 | 10-4 |
| 06-07 | 29-5 | 15-0 | 12-3 | 15-5 | 14-0 |
| 05-06 | 23-8 | 15-1 | 7-6 | 10-5 | 13-3 |
| 04-05 | 27-6 | 16-0 | 9-4 | 12-5 | 15-1 |
| 03-04 | 16-12 | 10-4 | 5-7 | 6-5 | 10-6 |
| 02-03 | 20-10 | 11-3 | 9-4 | 8-6 | 11-3 |
| 01-02 | 19-12 | 9-4 | 7-5 | 6-7 | 10-4 |
| 00-01 | 18-13 | 11-1 | 5-7 | 5-9 | 11-3 |
| 99-00 | 21-9 | 13-1 | 6-7 | 8-5 | 11-3 |
| 98-99 | 21-8 | 12-1 | 7-6 | 10-6 | 9-1 |
| 97-98 | 7-20 | 4-9 | 4-10 | 3-11 | 4-8 |
| 96-97 | 12-15 | 9-4 | 3-10 | 7-6 | 5-9 |
| 95-96 | 7-19 | 4-8 | 3-10 | 1-11 | 6-8 |
| 94-95 | 7-20 | 5-7 | 2-12 | 3-8 | 4-12 |
| 93-94 | 4-23 | 3-9 | 1-13 | 1-8 | 3-15 |
| 92-93 | 14-16 | 7-5 | 4-10 | 9-5 | 5-11 |
| 91-92 | 6-22 | 4-11 | 2-10 | 3-11 | 2-12 |
| 90-91 | 8-20 | 6-7 | 2-12 | 3-10 | 5-9 |
| 89-90 | 19-10 | 14-4 | 5-7 | 13-4 | 6-6 |
| 88-89 | 16-13 | 14-5 | 2-8 | 10-5 | 5-7 |
| 87-88 | 17-13 | 12-3 | 5-10 | 9-6 | 5-7 |
| 86-87 | 8-20 | 5-5 | 3-14 | 7-12 | 1-7 |
| 85-86 | 20-9 | 14-2 | 5-6 | 14-6 | 5-3 |
| Totals | 683-536 | 420-154 | 220-332 | 296-280 | 361-245 |

THE EAGLES' RECORD IN WINTHROP COLISEUM

| Season | Won | Lost | Pct. |
|-----------------|------------|------------|-------------|
| 1982-83 | 7 | 8 | .467 |
| 1983-84 | 12 | 5 | .706 |
| 1984-85 | 11 | 4 | .733 |
| 1985-86 | 14 | 2 | .875 |
| 1986-87 | 5 | 5 | .500 |
| 1987-88 | 12 | 3 | .800 |
| 1988-89 | 14 | 5 | .737 |
| 1989-90 | 14 | 4 | .778 |
| 1990-91 | 6 | 7 | .462 |
| 1991-92 | 4 | 11 | .267 |
| 1992-93 | 7 | 5 | .583 |
| 1993-94 | 3 | 9 | .250 |
| 1994-95 | 5 | 7 | .417 |
| 1995-96 | 4 | 8 | .333 |
| 1996-97 | 9 | 4 | .692 |
| 1997-98 | 4 | 9 | .308 |
| 1998-99 | 12 | 1 | .923 |
| 1999-00 | 13 | 1 | .929 |
| 2000-01 | 11 | 1 | .917 |
| 2001-02 | 9 | 4 | .692 |
| 2002-03 | 11 | 3 | .786 |
| 2003-04 | 10 | 4 | .714 |
| 2004-05 | 16 | 0 | 1.000 |
| 2005-06 | 15 | 1 | .938 |
| 2006-07 | 15 | 0 | 1.000 |
| 2007-08 | 12 | 3 | .800 |
| 2008-09 | 7 | 6 | .538 |
| 2009-10 | 12 | 2 | .857 |
| 2010-11 | 9 | 4 | .692 |
| 2011-12 | 7 | 5 | .583 |
| 2012-13 | 11 | 4 | .733 |
| 2013-14 | 12 | 3 | .800 |
| 2014-15 | 11 | 3 | .786 |
| 2015-16 | 14 | 1 | .933 |
| 2016-17 | 14 | 3 | .824 |
| 2017-18 | 11 | 3 | .786 |
| 2018-19 | 11 | 3 | .786 |
| 2019-20 | 12 | 4 | .750 |
| 2020-21 | 11 | 1 | .916 |
| 2021-22 | 13 | 0 | 1.000 |
| 2022-23 | 10 | 4 | .692 |
| 2023-24 | 11 | 5 | .688 |
| 2024-25 | 13 | 1 | .923 |
| 2025-26 | 2 | 0 | 1.000 |
| 38 Years | 446 | 166 | .728 |

2025-26 EXTRAS

WINTHROP RECORD ACCORDING TO STARTING LINEUP

| | |
|--|-----|
| Wilson, Rozier, Berry, Clouet, Duncomb | 3-4 |
| Wilson, Rozier, Clouet, Kamarad, Duncomb | 1-0 |

WINTHROP RECORD WHEN LEADING SCORER IS...

| | |
|---------|-----|
| Rozier | 1-2 |
| Berry | 1-1 |
| Duncomb | 1-1 |
| Clouet | 1-0 |
| Meo | 0-1 |

WINTHROP RECORD WHEN LEADING REBOUNDER IS...

| | |
|-----------|-----|
| Duncomb | 2-2 |
| Boyogueno | 1-0 |
| Clouet | 1-0 |
| Meo | 1-0 |
| Berry | 0-1 |
| Nnamoko | 0-1 |

WINTHROP RECORD WHEN LEADER IN ASSISTS IS...

| | |
|---------|-----|
| Rozier | 3-2 |
| Clouet | 1-0 |
| Berry | 1-0 |
| Hendawy | 0-1 |
| Wilson | 0-1 |

WINTHROP RECORD WHEN OPPONENT...

| | |
|--|-----|
| Shoots less than 30%: | 0-0 |
| 30-34%: | 0-0 |
| 35-39%: | 0-0 |
| 40-44%: | 3-1 |
| 45-49%: | 1-2 |
| 50-59%: | 0-1 |
| 60-plus: | 0-0 |
| Makes 25 or more FG: | 2-3 |
| Makes fewer than 25 FG: | 2-1 |
| Makes 7 or more 3PT FG: | 2-3 |
| Makes 6 or less 3PT FG: | 2-1 |
| Makes more than 15 FTs: | 1-2 |
| Makes 15 or fewer FTs: | 3-2 |
| Commits 13 or fewer TOs: | 1-2 |
| Commits 14 or more TOs: | 3-2 |
| Scores the first point(s) of 2nd half: | 3-4 |

WINTHROP RECORD WHEN OPPONENT HAS...

| | |
|--------------------------------------|-----|
| A 20-point scorer: | 0-3 |
| A 30-point scorer: | 0-0 |
| A 40-point scorer: | 0-0 |
| More than one 20-point scorer: | 0-2 |
| No players in double-figures: | 0-0 |
| 1 Player in double-figures: | 0-0 |
| 2 Players in double-figures: | 0-0 |
| 3 Players in double-figures: | 1-2 |
| 4 Players in double-figures: | 2-2 |
| 5 or more players in double-figures: | 1-0 |
| 6 or more players in double-figures: | 0-0 |

Margin of Victory/Defeat

Breakdown of Eagles' margin of victory...

| | | | | | | | | | | | | | |
|---|---|---|---|---|---|---|---|---|----|-------|-------|-------|-----|
| 1 | 2 | 3 | 4 | 5 | 6 | 7 | 8 | 9 | 10 | 11-15 | 16-20 | 21-25 | 26+ |
| - | - | - | - | - | 1 | - | - | - | - | - | 2 | - | 1 |

Breakdown of Eagles' margin of defeat...

| | | | | | | | | | | | | | |
|---|---|---|---|---|---|---|---|---|----|-------|-------|-------|-----|
| 1 | 2 | 3 | 4 | 5 | 6 | 7 | 8 | 9 | 10 | 11-15 | 16-20 | 21-25 | 26+ |
| 1 | - | - | - | - | 2 | 1 | - | - | - | - | - | - | - |

WINTHROP CURRENT STREAKS

OVERALL

| | |
|-------------------------|----|
| All Games | W1 |
| Big South Games Overall | W3 |
| Ranked opponent | L4 |

HOME

| | |
|---------------------------|-----|
| All Games | W3 |
| Non-Conference Home Games | W10 |
| Big South Home Games | W1 |

ROAD

| | |
|---------------------------|----|
| All Games | L1 |
| Big South Road Games | W4 |
| Non-Conference Road Games | L1 |

NEUTRAL

| | |
|--------------------|----|
| At Neutral Sites | W1 |
| Ranked opponents | L3 |
| Unranked opponents | W1 |

EAGLES CURRENT STREAKS VS. BIG SOUTH OPPONENTS

| | |
|----------------------|-----|
| Charleston Southern | W11 |
| Gardner-Webb | W1 |
| High Point | L5 |
| Longwood | W3 |
| Presbyterian College | W2 |
| Radford | W1 |
| UNC Asheville | W2 |
| USC Upstate | W4 |

RECORD AT WINTHROP COLISEUM

Winthrop Record At Winthrop Coliseum When It Scores...

| | Since 2004-05 | All-Time (D1 level) |
|--------|---------------|---------------------|
| 100+: | 27-1 | 35-1 |
| 90-99: | 35-0 | 52-1 |
| 80-89: | 56-8 | 93-8 |
| 70-79: | 63-9 | 120-30 |
| 60-69: | 44-14 | 77-49 |
| 50-59: | 18-16 | 23-39 |
| 40-49: | 1-6 | 1-10 |

When Winthrop Allows () Points At Winthrop Coliseum...

| | | |
|--------|-------|--------|
| 100+: | 1-1 | 1-1 |
| 90-99: | 9-5 | 13-16 |
| 80-89: | 21-12 | 29-33 |
| 70-79: | 40-14 | 67-46 |
| 60-69: | 66-17 | 116-30 |
| 50-59: | 56-7 | 99-10 |
| 40-49: | 42-2 | 52-4 |
| 30-39: | 2-0 | 5-0 |

THE LAST TIME...

SCORING

Scored 70-79 points
73 at Nebraska, 11-25-25 (L, 80-73)
Scored 80-89 points
80 at Jackson State, 11-23-25 (W, 80-63)
Scored 90-99 points
90 at George Mason, 11-7-25 (L, 96-90)
Scored 100+ points
101 vs. S.C. State, 11-29-25 (W, 101-79)
Both Team Score 100 Points Or More
UNC Asheville, 2-26-14 (W, 107-100 in OT)
Held opponent to 40-49 points
Charleston Southern, 2-7-24 (W, 67-46)
Held opponent to 30-39 points
Lenoir-Rhyne, 11-20-12 (W, 59-35)
Held opponent to 20-29 points
at College of Charleston (29), 2-26-83 (L, 29-23)
Allowed 70-79 points
79 vs. S.C. State, 11-29-25 (W, 101-79)
Allowed 80-89 points
80 at Nebraska, 11-25-25 (L, 80-73)
Allowed 90-99 points
96 at George Mason, 11-7-25 (L, 96-90)
Allowed 100 points or more
100 at High Point, 2-28-24 (L, 100-96 in OT)
Scored 50 in a half
vs. S.C. State, 11-29-25 (56-2nd half)
Scored 60 in a half
vs. Piedmont, 11-4-24 (66-2nd half)
Scored 70 in a half
vs. Pfeiffer, 11-13-18 (73-1st half)
Allowed 50 in a half
at George Mason, 11-7-25 (53-2nd half)
Allowed 60 in a half
vs. Mercer, 12-21-24 (61-2nd half)
Held Opponent under 20 points in a half
vs. Toccoa Falls, 11-29-22 (13-1st half)
Held Big South Opponent under 20 points in a half
vs. (7) High Point, 3-4-22 (17-1st half)
Scored under 20 points in a half
vs. Presbyterian College, 2-21-24 (19-2nd half)
Won by 20-29 points
vs. S.C. State, 11-29-25 (W, 101-79/+22)
Won by 30-39 points
Mercer, 11-15-25 (W, 105-69/+36)
Won by 40-49 points
vs. Bob Jones, 12-12-24 (W, 103-55/+48)
Won by 50+ points
vs. Piedmont, 11-4-24 (W, 125-65/+60)
Lost by 20-29 points
vs. High Point, 2-15-25 (L, 88-66/-22)
Lost by 30-39 points
at Auburn, 11-24-17 (L, 119-85)
Lost by 40-49 points
vs. Duke, 3-14-02 (L, 84-37/-47)
Lost by 50+ points
at Syracuse, 11-22-96 (L, 106-51/-55)
Had 3 players in double-figures
at Nebraska, 11-25-25 (Rozier 14, Daylen Berry 12, Pharrell Boyogueno)
Had 4 players in double-figures
vs. S.C. State, 11-29-25 (Clouet 21, Kamarad 19, Duncomb 19, Rozier 15)
Had 5 or more players in double-figures
at George Mason, 11-7-25 (Berry 17, Meo 17, Duncomb 16, Clouet 13, Rozier 12)
Had 6 or more players in double-figures
vs. Mercer, 11-15-25 (Rozier 20, Meo 18, Clouet 14, Berry 11, Kamarad 11, Hendawny 10)
Had 7 or more players in double-figures
vs. Piedmont, 11-4-24 (Talford 17, Baker 16, Jolly 15, K. Harrison 14, Doucet 13, Jones III 11, Hamilton 10)

3-POINT SHOOTING

Hit 10 or more threes
vs. S.C. State, 11-29-25 (12)
Hit 15 or more threes
at #21 Arkansas, 11-18-25 (15)
Allowed 10 or more threes
at Nebraska, 11-25-25 (13)
Allowed 15 or more threes
at Penn State, 11-7-22 (18)
Did not hit a three-pointer in a game
vs. Presbyterian College, 2-14-12 (0-8)
Held opponent without a three-pointer
at Liberty, 1-22-15 (0-10)
Shot 60 percent from three (10 made min.)
vs. Charleston Southern, 1-27-16 (17-28/60.7%)

MISCELLANEOUS

Played a ranked team
at #21 Arkansas 11-18-25 (Lost, 84-83)
Won in overtime
vs. Radford, 1-13-24 (W, 92-88 in 3OT)
Lost in overtime
at High Point, 2-28-24 (L, 100-96 in OT)
Won At The Buzzer
vs. William & Mary, 11-15-24 (W, 86-85 / Bryce Baker GW Corner 3-pointer)
Lost At The Buzzer
at Fresno State, 11-10-19 (L, 77-74)
Played In Double-Overtime
vs. Charleston Southern, 2-23-19 (W, 80-78)
Played In Triple-Overtime
vs. Charleston Southern 1-15-25 (W, 102-97)
Played Overtime In Non-Conference Game
vs. Mercer, 11-13-21 (W, 88-85 in OT)
Played Overtime In Non-Conference Home Game
vs. Furman, 11-30-16 (W, 58-57/OT)
Played Overtime In Non-Conference Road Game
at Illinois, 11-21-16 (W, 84-80/OT)
Played In Back-to-Back Overtime Games:
1-3-24 vs. Longwood / 1-6-24 at USC Upstate
Won a game when trailing at the half
vs. N.C. Central, 11-17-24 (Trailed 40-39, Won 77-75)
Won a game when trailing at the half on the road
at Campbell, 1-14-23 (Trailed 38-33, Won 78-74)
Lost road game when leading at half
at Nebraska, 11-25-25 (Led 36-32, Lost 80-73)

FIELD GOAL SHOOTING

Shot 50-59 percent from field
vs. S.C. State, 11-29-25 (.559-Won, 101-79)
Shot 60 percent or better from field
vs. USC Upstate, 1-2-25 (.607-Won 95-76)
An opponent shot 50-59 percent from field
at #21 Arkansas, 11-18-25 (.500-Lost, 84-83)
An opponent shot 60 percent or better from field
Campbell, 2-22-23 (.600-Won 95-93 in OT)
Shot 50-59 percent from the field in a half
vs. S.C. State, 11-29-25 (.500-1st half)
Shot 60-69 percent from the field in a half
vs. S.C. State, 11-29-25 (.611-2nd half)
Shot 70 percent or better from the field in a half
vs. Brevard College, 11-8-23 (.704-2nd half)
Shot 50 percent or better in each half
vs. UNC Asheville, 3-1-25 (1st-.529/2nd. 571)

REBOUNDING

Pulled down 50 rebounds or more
vs. Bob Jones, 12-12-24 (56)
Pulled down 60 rebounds or more
vs. Piedmont, 12-4-24 (63)
Allowed 50 or more rebounds
at George Mason, 11-7-25 (50)
Pulled down 60 rebounds or more
vs. Pfeiffer, 11-25-19 (61)
Had 40 or more defensive rebounds
vs. Pfeiffer, 11-25-19 (45)
Had 20 Offensive rebounds
vs. Bob Jones, 12-12-24 (20)
Allowed opponent 20 Offensive rebounds
vs. LIU, 11-25-24 (20)
Outrebounded Opponent by 20
vs. Bob Jones (+40/56-16, W, 103-55)
Outrebounded by 20
at High Point, 1-25-25 (-20/47-27, L 84-62)

FREE THROW SHOOTING

Shot 100 percent from FT Line (10 made min.)
vs. Coastal Carolina, 2-18-16 (20-20)
Shot 50 percent or less from FT Line (15 FTA min.)
at Xavier, 12-16-23 (7-for-19/37%)
Attempted 30-39 Free Throws
vs. Mercer, 11-15-25 (37)
Attempted 40-49 free throws
vs. Gardner-Webb, 2-1-25 (40)
Attempted 50 or more free throws
at High Point, 2-28-24 (50)

ASSISTS

Dished out 20 or more assists
vs. S.C. State, 11-29-25 (23)
Dished out 25-29 or more assists
at Hampton, 1-16-20 (26)
Dished out 30 or more assists
vs. Pfeiffer, 11-25-19 (31)

STEALS/BLOCKS

Had 15 Or More Steals
vs. Brevard, 11-8-23 (15)
No Steals in a game
vs. Villanova 3-19-21
Had 10 or more Blocks
vs. LIU, 11-26-24 (10)
No Blocks in a game
at Louisville, 11-22-24

TURNOVERS

Commit 5 or fewer turnovers in a game
vs. Coastal Carolina, 12-7-24 (5)
Commit 20 or more turnovers in a game
vs. Georgia Southern, 11-16-24 (20)
Commit 30 or more turnovers in a game
No games since 1994-95 (no team game-by-game available prior)

WINTHROP PLAYER

Score 20-29 Points
11-29-25 vs. S.C. State, 11-29-25 (Kody Clouet, 21)
Score 30-39 Points
3-1-25 vs. UNC Asheville (K.J. Doucet, 30)
Score 40 Or More Points
2-9-17 at UNC Asheville (Keon Johnson, 40)
Had two players score 20 or more points same game
11-11-25 at Coastal Carolina (Logan Duncomb, 21 / Daylen Berry, 20)
Had three players score 20 or more points same game
2-8-25 at USC Upstate (Kelton Talford 22, Nick Johnson 21, Kasen Harrison 20)
Hit 10 Field Goals Or More
Kasen Harrison at High Point, 2-28-24 (10-of-17)
Made 10 or more free throws
K.J. Doucet vs. UNC Asheville, 3-1-25 (10-of-10)
Made 5 or more threes
Kody Clouet vs. S.C. State, 11-29-25 (5-of-9)
Had 20 or more rebounds
Xavier Cooks at Longwood, 2-15-17 (20)
Had 20 points, 20 rebounds same game
Xavier Cooks at Longwood, 2-15-17 (21 points, 20 rebounds)
Dish Out 10 Or More Assists
Chandler Vaudrin/Russell Jones Jr. vs. (8) High Point, 3-1-21
Record 5 Or More Steals
Cory Hightower (5, at Middle Tennessee State, 11-16-21)
Have 5 Or More Blocks
Josh Ferguson vs. ETSU, 11-17-18 (5)
Registered A Double-Double (Guard)
Nick Johnson (10 points, 10 rebounds at Presbyterian College, 2-19-25)
Registered A Double-Double (Forward/Center)
Logan Duncomb (21 points, 10 rebounds at Coastal Carolina, 11-11-25)
Two Players Record Double-Double
Kelton Talford (17 points, 12 rebounds), Nick Johnson (10 points, 10 rebounds) at Presbyterian, 2-19-25
Registered A Triple-Double
Chandler Vaudrin (10 points, 12 rebounds, 10 assists vs. (8) High Point, 3-1-21)

2025-26 MISC. STATS

Most 1st Half Points

Winthrop 50 vs. Mercer
Opponents 43 at George Mason/at #21 Arkansas

Most 2nd Half Points

Winthrop 56 vs. S.C. State
Opponents 48 at Nebraska

Fewest 1st Half Points

Winthrop 30 at Coastal Carolina
Opponents 35 vs. Queens

Fewest 2nd Half Point

Winthrop 36 at Coastal Carolina
Opponents 30 vs. Mercer/Jackson St.

Largest Half Time Lead

Winthrop 11 vs. Mercer
Opponents 7 at Coastal Carolina

Largest Margin of Victory

Winthrop 36 vs. Mercer
Opponents n/a

Largest Deficit in Win

Winthrop 7 at Jackson St.

Largest Deficit In Loss

Winthrop 14 at Coastal Carolina

Largest Lead In Loss

Winthrop 6 at George Mason

Largest Lead In Win

Winthrop 43 vs. Mercer

Most Points 1st OT

Winthrop n/a
Opponents n/a

Most Points 2nd OT

Winthrop n/a
Opponents n/a

Most Points 3rd OT

Winthrop n/a
Opponents n/a

Career numbers (below) only reflect NCAA D1 level

First Player To Score

| | | |
|-----------|---|---|
| Boyogueno | 1 | 8 |
| Rozier | 3 | |
| Duncomb | 2 | |
| Wilson | 2 | |
| Clouet | 1 | |

| | | |
|----------|---|----|
| Clouet | 1 | 6 |
| Duncomb | 1 | 2 |
| Berry | 0 | 19 |
| Hamilton | 0 | 5 |
| Nnamoko | 0 | 2 |

20-29 Points

| Sea. | Car. |
|---------|------|
| Berry | 2 7 |
| Rozier | 2 2 |
| Clouet | 1 2 |
| Duncomb | 1 1 |

First Off The Bench

| | |
|---------|---|
| Meo | 6 |
| Hendawy | 2 |
| Nnamoko | 2 |
| Kamarad | 1 |

Blocks Leader

| Sea. | Car. |
|-----------|------|
| Duncomb | 5 12 |
| Hamilton | 3 23 |
| Boyogueno | 3 11 |
| Nnamoko | 2 23 |
| Clouet | 2 4 |
| Wilson | 2 3 |
| Kamarad | 1 8 |
| Hendawy | 1 1 |
| Thomas | 1 1 |
| Berry | 0 4 |

30+ Points

| Sea. | Car. |
|--------|------|
| Clouet | 0 1 |

Points Leader

| Sea. | Car. |
|---------|------|
| Rozier | 3 3 |
| Berry | 2 9 |
| Duncomb | 2 2 |
| Clouet | 1 7 |
| Meo | 1 6 |
| Thomas | 0 1 |

40+ Points

none

10+ Assists

n/a

Rebound Leader

| Sea. | Car. |
|-----------|------|
| Duncomb | 4 5 |
| Boyogueno | 1 8 |
| Nnamoko | 1 6 |
| Berry | 1 4 |
| Clouet | 1 1 |
| Meo | 1 1 |
| Hamilton | 0 1 |
| Thomas | 0 1 |

Dunks

| Sea. | Car. |
|-----------|-------|
| Duncomb | 3 6 |
| Hendawy | 2 2 |
| Hamilton | 1 10 |
| Kamarad | 1 4 |
| Boyogueno | 1 n/a |

10+ Rebounds

| Sea. | Car. |
|-----------|------|
| Duncomb | 1 1 |
| Berry | 0 4 |
| Boyogueno | 0 2 |
| Hamilton | 0 1 |
| Nnamoko | 0 1 |

Assist Leader

| Sea. | Car. |
|-----------|------|
| Rozier | 5 20 |
| Wilson | 1 12 |
| Berry | 1 9 |
| Clouet | 1 3 |
| Hendawy | 1 1 |
| Boyogueno | 0 3 |

Double-Figures

| Sea. | Car. |
|-----------|------|
| Berry | 6 26 |
| Rozier | 6 12 |
| Duncomb | 6 8 |
| Clouet | 3 16 |
| Kamarad | 3 4 |
| Meo | 2 17 |
| Hendawy | 2 2 |
| Boyogueno | 1 10 |
| Hamilton | 1 2 |
| Thomas | 0 3 |
| Nnamoko | 0 2 |
| Wilson | 0 2 |

20+ Rebounds

none

5+ Steals

| Sea. | Car. |
|--------|------|
| Rozier | 0 1 |

Steals Leader

| Sea. | Car. |
|---------|------|
| Rozier | 4 14 |
| Kamarad | 3 6 |
| Wilson | 2 8 |

Double-Doubles

| Sea. | Car. |
|-----------|------|
| Duncomb | 1 1 |
| Berry | 0 4 |
| Boyogueno | 0 2 |
| Hamilton | 0 1 |
| Thomas | 0 1 |

20/20 Pts/Reb

none

Triple-Doubles

none

EAGLE EYE VIEW OF THE TEAM

LAST 10 WINS

101-79, vs. S.C. State, 11-29-25
 80-62, at Jackson St., 11-23-25
 105-69, vs. Mercer, 11-15-25
 81-74, vs. Queens 11-3-25
 86-67, vs. (2) UNC Asheville, 3-8-25
 88-79, vs. (6) Longwood, 3-7-25
 103-90, vs. UNC Asheville, 3-1-25
 85-59, at Longwood, 2-27-25
 81-77, at Presbyterian, 2-19-25
 78-74, vs. Radford, 2-12-25

LAST 10 LOSSES

80-73, at Nebraska, 11-25-25
 84-83, at #21 Arkansas, 11-18-25
 72-66, at Coastal Carolina, 11-11-25
 96-90, at George Mason, 1-7-25
 81-68, vs. (1) High Point, 3-9-25
 88-66, vs. High Point, 2-15-25
 84-62, at High Point, 1-25-25
 93-84, at UNC Asheville, 1-18-25
 89-83, at Gardner-Webb, 1-8-25
 87-67, at Radford, 1-4-25

Winthrop All-Time Record By Months

| | |
|----------|----------------|
| November | 134-99 (.576) |
| December | 139-150 (.481) |
| January | 256-189 (.576) |
| February | 236-152 (.607) |
| March | 57-36 (.613) |

Record By Days Of The Week Since 2012-13

| Year | Monday | Tuesday | Wednesday | Thursday | Friday | Saturday | Sunday | Overall |
|---------------|-------------|--------------|--------------|--------------|--------------|--------------|-------------|----------------|
| 12-13 | 0-0 | 3-3 | 4-5 | 0-1 | 0-0 | 6-8 | 1-0 | 14-17 |
| 13-14 | 0-0 | 2-1 | 7-5 | 1-0 | 1-0 | 8-5 | 1-2 | 20-13 |
| 14-15 | 3-1 | 1-0 | 5-3 | 2-2 | 1-1 | 6-5 | 1-1 | 19-13 |
| 15-16 | 2-0 | 3-2 | 3-2 | 3-2 | 2-1 | 9-1 | 1-1 | 23-9 |
| 16-17 | 1-0 | 3-0 | 5-0 | 6-2 | 1-1 | 9-3 | 1-1 | 26-7 |
| 17-18 | 1-0 | 1-4 | 3-1 | 3-2 | 1-3 | 7-2 | 3-0 | 19-12 |
| 18-19 | 1-0 | 1-3 | 2-2 | 5-3 | 0-0 | 8-4 | 1-0 | 18-12 |
| 19-20 | 3-1 | 1-0 | 1-1 | 9-3 | 1-1 | 8-3 | 1-1 | 24-10 |
| 20-21 | 2-0 | 3-0 | 2-0 | 7-0 | 3-1 | 3-0 | 3-0 | 23-1 |
| 21-22 | 1-2 | 2-2 | 4-1 | 4-0 | 2-0 | 10-3 | 0-1 | 23-9 |
| 22-23 | 0-1 | 2-2 | 7-4 | 0-1 | 0-1 | 6-8 | 0-0 | 15-17 |
| 23-24 | 0-1 | 2-1 | 5-2 | 1-1 | 2-3 | 5-7 | 2-0 | 17-15 |
| 24-25 | 2-1 | 1-1 | 6-1 | 3-0 | 2-1 | 8-5 | 1-2 | 23-11 |
| 25-26 | 1-0 | 0-3 | 0-0 | 0-0 | 1-0 | 2-0 | 1-0 | 4-4 |
| Totals | 17-7 | 25-22 | 55-27 | 43-17 | 17-13 | 95-54 | 19-9 | 268-150 |

Double Digit Deficits In A Win (Since 2012-13) (most recent in Bold/Italic)

| | | | |
|----|---------------------------------|---|-------------|
| 19 | 2-1-23 vs. Longwood | W | 76-74 |
| 15 | 1-13-24 vs. Radford | W | 92-88 (3OT) |
| 15 | 12-31-22 vs. UNC Asheville | W | 62-60 |
| 15 | 11-13-21 vs. Mercer | W | 88-85 OT |
| 15 | 3-8-20 vs. (5) Hampton | W | 76-68 |
| 15 | 1-25-14 vs. VMI | W | 58-57 |
| 15 | 1-5-19 at UNCA | W | 80-65 |
| 14 | 2-13-19 vs. PC | W | 93-85 |
| 14 | 12-20-16 vs. Georgia Southern | W | 86-84 |
| 13 | 11-15-24 vs. William & Mary | W | 86-85 |
| 13 | 1-24-15 vs. Campbell | W | 71-63 |
| 12 | 12-5-23 vs. Queens | W | 88-82 |
| 12 | 1-16-20 at Hampton | W | 116-95 |
| 12 | 11-28-18 at Tennessee Tech | W | 82-70 |
| 12 | 12-29-18 vs. Prairie View | W | 76-62 |
| 12 | 11-21-16 at Illinois | W | 84-80 OT |
| 12 | 3-5-14 vs. Liberty | W | 77-65 |
| 12 | 11-9-13 vs. Roanoke College | W | 93-74 |
| 11 | 1-3-24 vs. Longwood | W | 68-60 OT |
| 11 | 1-14-23 at Campbell | W | 78-74 |
| 11 | 2-5-22 at Hampton | W | 69-57 |
| 11 | 1-26-22 at USC Upstate | W | 95-91 OT |
| 11 | 1-20-22 at Presbyterian | W | 60-58 |
| 11 | 12-21-19 vs. Elon | W | 85-80 |
| 11 | 1-24-18 at Longwood | W | 95-78 |
| 11 | 1-19-17 vs. UNCA | W | 76-73 |
| 11 | 2-26-14 vs. UNCA | W | 107-100 OT |
| 10 | 1-22-22 vs Gardner-Webb | W | 64-62 |
| 10 | 2-18-21 at High Point | W | 76-70 |
| 10 | 12-16-17 at Alabama State | W | 88-80 |
| 10 | 1-12-18 at Charleston Southern | W | 64-53 |
| 10 | 12-17-16 at Hampton | W | 86-79 |
| 10 | 12-29-16 at Charleston Southern | W | 84-68 |
| 10 | 1-24-16 at Longwood | W | 82-68 |

Double Digit Leads In A Loss (Since 2012-13)

| | | | |
|----|------------------------------|---|----------|
| 23 | 1-6-16 at UNCA | L | 85-84 |
| 18 | 1-20-24 at Gardner-Webb | L | 79-74 |
| 17 | 1-27-24 vs. High Point | L | 83-81 |
| 18 | 1-26-19 at PC | L | 99-91 |
| 17 | 1-10-15 at Gardner-Webb | L | 65-64 |
| 16 | 2-11-15 at High Point | L | 73-72 |
| 15 | 3-9-25 vs. (1) High Point | L | 81-69 |
| 15 | 12-7-19 vs. Coastal Carolina | L | 92-88 |
| 14 | 11-14-17 at Colorado State | L | 80-76 |
| 14 | 1-28-17 vs. High Point | L | 83-80 OT |
| 12 | 11-11-23 vs. Drexel | L | 74-72 |
| 12 | 1-7-23 at Longwood | L | 85-71 |
| 12 | 12-15-21 at Elon | L | 63-61 |
| 12 | 1-17-15 vs. Radford | L | 85-77 |
| 12 | 2-1-14 at High Point | L | 65-64 |
| 12 | 2-19-13 at Gardner-Webb | L | 65-52 |
| 11 | 2-6-13 at UNC Asheville | L | 69-56 |
| 10 | 1-18-24 vs. UNC Asheville | L | 82-77 |
| 10 | 2-21-19 at Radford | L | 87-81 |
| 10 | 1-26-14 at Radford | L | 58-57 |

MISC. STATS

Three-Point Shooting

| Season | Games | FGM | FGA | 3pt % | Per Game | Per Game Big South Ranking | Per Game National Ranking | Total 3's Made Program Ranking |
|---------|-------|-------|-------|-------|----------|-------------------------------|------------------------------|-----------------------------------|
| 2012-13 | 31 | 180 | 571 | .315 | 5.81 | 6th | 209th | 18th |
| 2013-14 | 33 | 272 | 686 | .397 | 8.24 | 4th | 24th | 5th |
| 2014-15 | 32 | 251 | 700 | .359 | 7.84 | 5th | 42nd | 6th |
| 2015-16 | 32 | 285 | 786 | .371 | 8.91 | 2nd | 32nd | 3rd |
| 2016-17 | 33 | 313 | 839 | .373 | 9.48 | 1st | 24th | 1st |
| 2017-18 | 31 | 296 | 792 | .374 | 9.55 | 1st | 32nd | 2nd |
| 2018-19 | 30 | 372 | 997 | .373 | 12.40 | 1st | 1st | 1st |
| 2019-20 | 34 | 322 | 931 | .346 | 9.47 | 1st | 21st | 2nd |
| 2020-21 | 25 | 210 | 597 | .352 | 8.40 | 2nd | 67th | 15th |
| 2021-22 | 32 | 276 | 734 | .371 | 8.63 | 1st | 22nd | T5th |
| 2022-23 | 31 | 278 | 738 | .377 | 8.97 | 1st | 34th | 6th |
| 2023-24 | 32 | 238 | 697 | .341 | 7.44 | 5th | 164th | 10th |
| 2024-25 | 34 | 275 | 804 | .342 | 8.08 | 2nd | 137th | 9th |
| 2025-26 | 5 | 54 | 142 | .380 | 10.80 | 2nd | 41st | 38th |
| Totals | 414 | 3,613 | 9,995 | .361 | 8.73 | - | - | - |

2025-26 STARTERS BY GAME

| DATE | OPPONENT | G | G | G/F | F | F/C |
|-------|---------------------|--------|--------|--------|---------|---------|
| 11/3 | vs. Queens | Rozier | Wilson | Berry | Clouet | Duncomb |
| 11/7 | at George Mason | Rozier | Wilson | Berry | Clouet | Duncomb |
| 11/11 | at Coastal Carolina | Rozier | Wilson | Berry | Clouet | Duncomb |
| 11/15 | Mercer | Rozier | Wilson | Berry | Clouet | Duncomb |
| 11/18 | at #21 Arkansas | Rozier | Wilson | Berry | Clouet | Duncomb |
| 11/23 | at Jackson St. | Rozier | Wilson | Berry | Clouet | Duncomb |
| 11/25 | at Nebraska | Rozier | Wilson | Berry | Clouet | Duncomb |
| 11/29 | South Carolina St. | Rozier | Wilson | Clouet | Kamarad | Duncomb |

2025-26 SPECIALTY STATS

| DATE/OPPONENT | IN PAINT | OFF-TO | 2ND CHANCE | FAST BREAK | BENCH | TIES/LEAD | LARGEST | BIGGEST |
|---------------------------|------------------|------------------|------------------|-----------------|------------------|--------------|---------------------|---------------------|
| | (WU/OPP) | (WU/OPP) | (WU/OPP) | (WU/OPP) | | | LEAD | DEFICIT |
| 11/3 vs. Queens | 30/38 | 15/10 | 20/15 | 10/4 | 24/23 | 8/8 | 11 | 5 |
| 11/7 at George Mason | 24/28 | 16/8 | 0/10 | 16/10 | 30/20 | 12/8 | 6 | 10 |
| 11/11 at Coastal Carolina | 24/22 | 20/14 | 4/12 | 7/5 | 7/12 | 2/2 | 2 | 14 |
| 11/15 Mercer | 42/30 | 27/11 | 12/10 | 23/14 | 55/24 | 0/1 | 43 | 4 |
| 11/18 at #21 Arkansas | 34/40 | 9/10 | 16/12 | 9/16 | 20/45 | 11/9 | 5 | 8 |
| 11/23 at Jackson St. | 38/20 | 21/11 | 14/7 | 17/8 | 41/25 | 5/4 | 21 | 7 |
| 11/25 at Nebraska | 22/32 | 7/10 | 12/10 | 0/2 | 32/21 | 6/11 | 4 | 13 |
| 11/29 South Carolina St. | 52/30 | 20/13 | 26/13 | 18/15 | 25/43 | 1/4 | 33 | 3 |
| Totals | 269/240 | 135/87 | 104/89 | 100/74 | 234/213 | 51/58 | Largest - 43 | Biggest - 14 |
| Averages | 33.6/30.0 | 16.9/10.9 | 13.0/11.1 | 12.5/9.3 | 29.3/26.6 | | | |

MARK PROSSER

Mark Prosser is in his fifth season at the helm of the men's basketball program.

Prosser became the 7th head coach in Winthrop men's basketball history when he was introduced Apr. 2., 2021.

On Nov. 15, Prosser earned his 100th career win as the Eagles defeated William & Mary 86-85 on a buzzer beater.

Last season he guided the Eagles to their second 23-win season during his tenure. The team also advanced to the Big South Championship game before falling to top-seeded High Point. It was the 2nd championship appearance under Prosser.

The 2024-25 team broke the program record for points per game (84.7), free throws made (648) and free throws attempted (970). Winthrop also led all of NCAA D1 in free throws made and attempted per game.

In 2023-24 the Eagles battled their way through injuries that led to 11 different starting lineups, finishing the season 17-15.

The team was one of the most aggressive teams in the nation and it showed with the second-most free throw attempts in program history (856). The Eagles also converted the second-most free throws made in a single-season at 601.

Winthrop finished first in the nation in free throw attempts per game at 26.8.

For the second time in three seasons the Eagles had nine non-conference victories, which included an 85-68 victory at Little Rock and 90-87 win at Coastal Carolina.

The Eagles battled through a injury-riddled 2022-23 and finished the season 15-17 overall and 10-8 in the Big South.

In his first season with the Eagles he guided them to the Big South Conference Championship game and a 23-win season.

The 23 wins were the most by any coach in program history in their first season. It was the third time a first-year head coach won 20 or more games.

He joined Gregg Marshall as the only coaches in program history to begin conference play 5-0 in their first season.

On Nov. 27, 2021 he led the Eagles to the program's first ever win over a PAC-12 opponent with an 82-74 victory at Washington.

The Eagles posted a 13-0 home record, just the third time in program history a team finished with a perfect record at home.

Prosser has spent the previous three seasons as the head coach of the Western Carolina men's basketball program and is no stranger to Winthrop. In April of 2012, Prosser was hired as an assistant coach under Pat Kelsey and then served as Associate Head Coach from August of 2013 until his departure to Western Carolina in the spring of 2018.

Before departing for Western Carolina, Prosser played a role in helping bring the Winthrop men's basketball program back to the top of the Big South Conference, which was achieved when the Eagles captured the 2017 Big South Conference Championship and returned to the NCAA Tournament.

"My family and I could not be more excited to come home to Winthrop University and the Rock Hill community," said Prosser. "We'd like to thank Dr. Halpin, Dr. Hynd, the Board of Trustees and the entire Winthrop community for entrusting us with one of the most prestigious college basketball programs in the country."

In just his second season at the helm of the Catamounts program, Prosser led the team to a 12-win improvement to finish the season at 19-12. It was the second-most improved mark across NCAA Division I men's basketball. That season the team reached the Southern Conference semifinals before falling to eventual champion ETSU. That season Prosser's achievement was recognized by College Insider as he was

honored as the Skip Prosser 'Man of the Year' award, which is named after his father.

Winthrop has been one of the top three-point shooting teams in the Big South Conference and nationally over the last 5-6 years and Prosser's teams in three seasons averaged 9.15 threes per game, which included a program record for a single-season with 302 in 2019-20. In 2018-19 the team set the program record for threes in a single-season, which now sits as the second-most.

Prosser began his coaching career as an assistant coach with Wofford College in Mike Young's first season (2002-03). During that season the Terriers posted a 14-15 mark, which included a 79-77 victory at Virginia Tech. In the Southern Conference, Wofford posted an 8-8 record and advanced to the quarterfinals of the conference tournament. Following his year at Wofford, Prosser headed to Bucknell as an assistant from 2003-08 under Pat Flannery.

It was at Bucknell that Prosser experienced the most post-season success as the Bison scored two NCAA Tournament upset victories during his tenure. In 2005, the 14th-seeded Bison upset No. 3 Kansas in the first round, earning the award for "Best Upset" at the 2005 ESPY Awards, and finished the year ranked 25th overall nationally with a 23-10 record. The following season, No. 9 seed Bucknell defeated No. 8 Arkansas in March Madness.

In 2005-06, the Bison went undefeated in Patriot League play, the first team to do so in conference history. The team was ranked in the top 25 for the first time in school history and featured Patriot League Player of the Year Charles Lee. For the NCAA Tournament, the Bison were seeded 9th and defeated Arkansas in the first round. In the second round they were defeated by Memphis to end the season at 27-5, the best record in school history. While at Bucknell, Prosser signed 2008 Patriot League All-Freshman team selection Todd O'Brien and was involved in the player development of Charles Lee, who went on to sign a professional contract with the NBA's San Antonio Spurs. Lee was a three-time All-Patriot League selection and the 2006 Patriot League Player of the Year.

In the summer of 2008, Prosser returned to the sidelines at Southern Conference-member Wofford. During his first season back in Spartanburg in 2008, the Terriers set a school record with 12SoCon wins. In addition, the team posted its first winning overall record since moving to the NCAA Division I level. The following year, Prosser helped Wofford reach a school-record 26 wins along with the Southern Conference Championship and a trip to the NCAA Tournament.

All told, with Prosser on the bench in Spartanburg, the Terriers posted a 63-36 (.636) overall record, highlighted by back-to-back SoCon regular season and tournament championships, and consecutive appearances in the NCAA Tournament. He helped Wofford to a then school-record 26 victories in 2009-10 with a second 20-win season in 2010-11 with a squad that led the SoCon in assists and was also first in assist/turnover margin. Wofford also was eighth in the nation in 3-point percentage and 12th in overall field goal percentage.

Prosser was instrumental in the development of three-time first-team All-SoCon selection Noah Dahlgren, a post player who scored more than 2,000 career points and was twice dubbed SoCon Tournament MVP.

A native of Wheeling, W.Va., Prosser played collegiately at Marist College in Poughkeepsie, N.Y., before a knee injury ended his career prematurely. He began his coaching career as a student assistant coach at Marist until his graduation in 2002, helping the Red Foxes to a share of the Metro-Atlantic Athletic Conference (MAAC) regular season title in 2001-02.

Prosser and his wife Emily are the parents of two -- a daughter, Ava Grayce and a son, Declan.



Career Record

Winthrop: 82-56

Career: 124-132

Big South: 43-23

Coaching Experience

1999-2002

Marist

Student Assistant

2002-03

Wofford College

Assistant Coach

2003-08

Bucknell

Assistant Coach

2008-11

Wofford College

Assistant Coach

2011-12

Brevard College

Head Coach

2012-2013

Winthrop

Assistant Coach

2013-18

Winthrop

Associate Head Coach

2018-21

Western Carolina

Head Coach

2021-present

Winthrop

Head Coach

Playing Experience

1998-99

Marist

MARK PROSSER ERA



Prosser Facts

- Hired as the 7th head coach in Winthrop men's basketball history on Apr. 2, 2021
- Earned his first win at Winthrop on Nov. 9, 2021 with a 110-78 victory over Mary Baldwin as all seven head coaches in program history won in their debut
- Became the 3rd Winthrop coach in program history to win 20 games in first season
- First Winthrop coach to 14 league wins in first season and one of only two to do so in league history (Terry Truax of Towson - 14 in 1992-93)
- Became the 4th coach in program history to begin Winthrop career 2-0
- Prosser and Marshall are also the only coaches to start Big South career 5-0
- Joined Dan Kenney and Gregg Marshall as the only Winthrop coach to get a win in their first Big South Conference regular season contest
- Led Eagles to first ever win over PAC 12 opponent with an 82-74 win at Washington on Nov. 27, 2021
- The win at Washington was the first over a Power 5 team in his career (8th meeting ever vs. Power 5 and is now 1-7)
- Has been on staff for nine conference championship title games and five NCAA Tournament appearances
- Between being the head coach and an assistant coach he's represented Winthrop in 202 games on the bench
- Moved into 4th on the all-time wins list at Winthrop, passing Randy Peele (77) during the 2025 Big South Tournament
- 2024-25 team set program record for free throws attempted, free throws made and scoring average for a single-season

WINTHROP 1ST YEAR HEAD COACHING RECORDS

| | |
|----------------|-----------------------|
| Mark Prosser | 23-9 |
| Nield Gordon | 22-9 |
| Gregg Marshall | 21-8 (29 game season) |
| Randy Peele | 20-11 |
| Pat Kelsey | 14-17 |
| Dan Kenney | 14-16 |
| Steve Vacendak | 8-20 (28 game season) |

PROSSER TRENDS

| | <u>WIN</u> | <u>Career</u> |
|------------------------------------|------------|---------------|
| Lead at the half: | 64-15 | 95-28 |
| Trail at the half: | 15-39 | 24-100 |
| Tied at the half: | 3-2 | 5-4 |
| Double-Figure leads at the half: | 29-3 | 41-4 |
| Double-Figure deficit at the half: | 3-15 | 6-47 |
| Score 100+: | 13-0 | 17-0 |
| Score 90+: | 24-2 | 39-3 |
| Score 80+ : | 53-11 | 77-21 |
| Score 70+: | 68-21 | 109-48 |
| Score 60+: | 76-46 | 117-109 |
| Score less than 60: | 1-11 | 1-33 |
| Allow 100+: | 0-1 | 0-4 |
| Allow 90+: | 7-6 | 11-22 |
| Allow 80+: | 18-26 | 31-67 |
| Allow 70+: | 40-48 | 67-109 |
| Allow 60+: | 62-53 | 97-127 |
| Allow less than 60 points: | 19-1 | 26-3 |
| Shoot 50% or better: | 50-5 | 73-15 |
| Shoot 40% or better: | 75-29 | 109-77 |
| Shoot 70% or better at FT Line: | 46-28 | 70-63 |
| Shoot 80% or better at FT Line: | 21-11 | 33-21 |
| Higher field goal percentage: | 73-11 | 107-25 |
| Lower field goal percentage: | 8-44 | 16-105 |
| Same field goal percentage: | 0-1 | 0-2 |
| Outrebound opponent: | 51-9 | 83-38 |
| Outrebound opponent 10+: | 23-2 | 36-7 |
| Outrebounded by opponent: | 29-46 | 35-87 |
| Rebounds are even: | 2-1 | 5-7 |
| More free throw attempts: | 67-29 | 90-64 |
| Fewer free throw attempts: | 11-24 | 28-71 |
| Free throw attempts are even: | 3-2 | 5-6 |
| Make 7+ 3's: | 64-30 | 99-79 |
| Make 10+ 3's: | 40-12 | 66-29 |
| Day games: | 30-20 | 56-52 |
| Night games: | 51-35 | 66-79 |
| Morning games: | 1-0 | 2-0 |
| Games on Monday: | 5-4 | 7-9 |
| Games on Tuesday: | 7-9 | 9-14 |
| Games on Wednesday: | 21-8 | 28-33 |
| Games on Thursday: | 8-2 | 11-8 |
| Games on Friday: | 6-6 | 7-13 |
| Games on Saturday: | 31-22 | 55-51 |
| Games on Sunday: | 4-2 | 6-3 |

Games Decided By:

| | |
|-------------------|-------|
| 1 point: | 5-3 |
| 2 points: | 11-8 |
| 5 points or less: | 31-30 |
| 6-9 points: | 30-31 |
| Double-figures: | 60-69 |

PROSSER ALL-TIME RECORD vs. OPPONENTS

| Team | Games | Overall | Home | Road | Neutral | BSC Tourney | PF | PA |
|------------------------|------------|----------------|--------------|--------------|-------------|-------------|---------------|---------------|
| Anderson (S.C.) | 2 | 1-1 | 0-1 | 1-0 | 0-0 | 0-0 | 145 | 140 |
| Arkansas | 1 | 0-1 | 0-0 | 0-1 | 0-0 | 0-0 | 83 | 84 |
| Auburn | 1 | 0-1 | 0-0 | 0-1 | 0-0 | 0-0 | 65 | 89 |
| Averett | 1 | 1-0 | 1-0 | 0-0 | 0-0 | 0-0 | 99 | 56 |
| Barton | 1 | 0-1 | 0-0 | 0-0 | 0-1 | 0-0 | 55 | 89 |
| Belmont Abbey | 1 | 0-1 | 0-1 | 0-0 | 0-0 | 0-0 | 80 | 90 |
| Brevard | 1 | 1-0 | 1-0 | 0-0 | 0-0 | 0-0 | 98 | 44 |
| Bryan | 1 | 1-0 | 1-0 | 0-0 | 0-0 | 0-0 | 70 | 64 |
| Bob Jones | 2 | 2-0 | 2-0 | 0-0 | 0-0 | 0-0 | 193 | 104 |
| Bowling Green | 1 | 0-1 | 0-0 | 0-1 | 0-0 | 0-0 | 52 | 73 |
| Campbell | 3 | 3-0 | 2-0 | 1-0 | 0-0 | 0-0 | 247 | 239 |
| Carson-Newman | 2 | 0-2 | 0-1 | 0-1 | 0-0 | 0-0 | 108 | 153 |
| Carver College | 1 | 1-0 | 0-0 | 0-0 | 1-0 | 0-0 | 83 | 52 |
| Catawba College | 2 | 0-2 | 0-1 | 0-1 | 0-0 | 0-0 | 106 | 135 |
| Charleston Sou. | 8 | 8-0 | 4-0 | 4-0 | 0-0 | 0-0 | 643 | 549 |
| Chattanooga | 6 | 3-3 | 1-2 | 2-1 | 0-0 | 0-0 | 466 | 470 |
| Citadel | 7 | 5-2 | 3-0 | 2-1 | 0-1 | 0-0 | 604 | 579 |
| Clemson | 1 | 0-1 | 0-0 | 0-1 | 0-0 | 0-0 | 56 | 78 |
| Coastal Carolina | 5 | 2-3 | 1-1 | 1-2 | 0-0 | 0-0 | 397 | 408 |
| College of Charleston | 2 | 1-1 | 0-1 | 1-0 | 0-0 | 0-0 | 150 | 147 |
| Converse | 1 | 1-0 | 1-0 | 0-0 | 0-0 | 0-0 | 78 | 40 |
| Drexel | 1 | 0-1 | 0-0 | 0-0 | 0-0 | 0-0 | 72 | 74 |
| Duquesne | 1 | 0-1 | 0-0 | 0-1 | 0-0 | 0-0 | 57 | 74 |
| Eastern Michigan | 1 | 1-0 | 0-0 | 0-0 | 1-0 | 0-0 | 101 | 87 |
| Elon | 2 | 1-1 | 1-0 | 0-1 | 0-0 | 0-0 | 139 | 133 |
| ETSU | 7 | 0-7 | 0-3 | 0-3 | 0-1 | 0-0 | 477 | 567 |
| Florida State | 3 | 0-2 | 0-0 | 0-3 | 0-0 | 0-0 | 199 | 228 |
| Furman | 8 | 1-7 | 1-3 | 0-4 | 0-0 | 0-0 | 576 | 644 |
| Gardner-Webb | 10 | 6-4 | 3-2 | 2-2 | 1-0 | 1-0 | 756 | 725 |
| George Mason | 1 | 0-1 | 0-0 | 0-1 | 0-0 | 0-0 | 90 | 96 |
| Georgia | 2 | 0-2 | 0-0 | 0-2 | 0-0 | 0-0 | 141 | 169 |
| Georgia Southern | 1 | 0-1 | 0-0 | 0-0 | 0-0 | 0-0 | 87 | 89 |
| Hampton | 1 | 0-0 | 1-0 | 0-0 | 0-0 | 0-0 | 69 | 57 |
| Hartford | 1 | 1-0 | 1-0 | 0-0 | 0-0 | 0-0 | 82 | 75 |
| High Point | 9 | 2-7 | 1-2 | 0-4 | 1-1 | 1-0 | 645 | 703 |
| Hiwassee | 1 | 1-0 | 1-0 | 0-0 | 0-0 | 0-0 | 94 | 55 |
| Holy Cross | 1 | 1-0 | 1-0 | 0-0 | 0-0 | 0-0 | 89 | 51 |
| Indiana | 1 | 0-0 | 0-1 | 0-0 | 0-0 | 0-0 | 68 | 77 |
| IUPUI | 1 | 1-0 | 1-0 | 0-0 | 0-0 | 0-0 | 74 | 61 |
| Iowa | 1 | 0-1 | 0-0 | 0-1 | 0-0 | 0-0 | 60 | 78 |
| Jackson State | 1 | 0-0 | 1-0 | 0-0 | 0-0 | 0-0 | 80 | 62 |
| Jacksonville | 2 | 2-0 | 1-0 | 1-0 | 0-0 | 0-0 | 173 | 159 |
| Jacksonville State | 1 | 0-1 | 0-0 | 0-0 | 0-1 | 0-0 | 53 | 84 |
| Lees-McRae | 1 | 1-0 | 1-0 | 0-0 | 0-0 | 0-0 | 71 | 55 |
| Lenoir-Rhyne | 2 | 1-1 | 1-0 | 0-1 | 0-0 | 0-0 | 133 | 130 |
| Little Rock | 2 | 2-0 | 0-0 | 2-0 | 0-0 | 0-0 | 167 | 135 |
| Lincoln Memorial | 2 | 0-2 | 0-1 | 0-1 | 0-0 | 0-0 | 101 | 153 |
| LIU | 1 | 1-0 | 1-0 | 0-0 | 0-0 | 0-0 | 87 | 65 |
| Longwood | 10 | 5-5 | 3-0 | 1-3 | 1-2 | 1-1 | 766 | 757 |
| Louisville | 1 | 0-1 | 0-0 | 0-1 | 0-0 | 0-0 | 61 | 76 |
| LSU | 1 | 0-1 | 0-0 | 0-1 | 0-0 | 0-0 | 81 | 89 |
| Mars Hill | 2 | 2-0 | 1-0 | 1-0 | 0-0 | 0-0 | 169 | 156 |
| Mary Baldwin | 1 | 1-0 | 1-0 | 0-0 | 0-0 | 0-0 | 110 | 78 |
| Mercer | 11 | 6-5 | 5-1 | 0-4 | 1-0 | 0-0 | 897 | 837 |
| Middle Tennessee | 2 | 1-1 | 1-0 | 0-1 | 0-0 | 0-0 | 141 | 144 |
| Mississippi State | 1 | 0-1 | 0-0 | 0-0 | 0-1 | 0-0 | 63 | 84 |
| Montevallo | 1 | 0-1 | 0-1 | 0-0 | 0-1 | 0-0 | 40 | 83 |
| Mount Olive | 1 | 0-1 | 0-0 | 0-1 | 0-0 | 0-0 | 78 | 100 |
| Nebraska | 1 | 0-0 | 0-1 | 0-0 | 0-0 | 0-0 | 73 | 80 |
| Newberry | 3 | 1-2 | 1-1 | 0-1 | 0-0 | 0-0 | 239 | 261 |
| North Carolina A&T | 3 | 3-0 | 2-0 | 1-0 | 0-0 | 0-0 | 258 | 216 |
| North Carolina Central | 1 | 1-0 | 0-0 | 0-0 | 0-0 | 0-0 | 77 | 75 |
| North Carolina State | 1 | 0-1 | 0-0 | 0-1 | 0-0 | 0-0 | 67 | 100 |
| North Georgia | 1 | 0-1 | 0-0 | 0-1 | 0-0 | 0-0 | 66 | 75 |
| North Greenville | 1 | 0-1 | 0-0 | 0-1 | 0-0 | 0-0 | 61 | 68 |
| Penn St. | 1 | 0-1 | 0-0 | 0-1 | 0-0 | 0-0 | 68 | 93 |
| Piedmont | 4 | 4-0 | 4-0 | 0-0 | 0-0 | 0-0 | 407 | 226 |
| Presbyterian | 8 | 7-1 | 3-1 | 4-0 | 0-0 | 0-0 | 576 | 539 |
| Queens | 3 | 3-0 | 1-0 | 1-0 | 1-0 | 0-0 | 255 | 231 |
| Radford | 8 | 4-4 | 3-1 | 1-2 | 0-1 | 0-1 | 567 | 579 |
| Samford | 5 | 3-2 | 2-0 | 1-2 | 0-0 | 0-0 | 422 | 391 |
| SMU | 1 | 0-1 | 0-0 | 0-1 | 0-0 | 0-0 | 65 | 98 |
| South Carolina | 1 | 0-1 | 0-0 | 0-1 | 0-0 | 0-0 | 62 | 72 |
| South Carolina St. | 2 | 2-0 | 2-0 | 0-0 | 0-0 | 0-0 | 182 | 146 |
| Southern Miss | 2 | 0-2 | 0-0 | 0-0 | 0-2 | 0-0 | 115 | 145 |
| Stetson | 1 | 1-0 | 0-0 | 1-0 | 0-0 | 0-0 | 70 | 64 |
| Tennessee Tech | 2 | 2-0 | 1-0 | 1-0 | 0-0 | 0-0 | 165 | 151 |
| Toccoa Falls | 2 | 2-0 | 2-0 | 0-0 | 0-0 | 0-0 | 212 | 114 |
| Troy | 1 | 0-1 | 0-0 | 0-0 | 0-1 | 0-0 | 64 | 66 |
| Tusculum | 2 | 0-2 | 0-1 | 0-1 | 0-0 | 0-0 | 113 | 140 |
| UNC Asheville | 13 | 8-5 | 4-1 | 3-4 | 0-0 | 1-0 | 974 | 1,024 |
| UNC Greensboro | 6 | 1-5 | 0-3 | 1-2 | 0-0 | 0-0 | 393 | 465 |
| UNC Wilmington | 1 | 1-0 | 0-0 | 0-0 | 1-0 | 0-0 | 98 | 76 |
| USC Upstate | 8 | 6-2 | 3-1 | 3-1 | 0-0 | 0-0 | 726 | 623 |
| Vanderbilt | 1 | 0-1 | 0-0 | 0-1 | 0-0 | 0-0 | 63 | 77 |
| VCU | 1 | 0-1 | 0-0 | 0-1 | 0-0 | 0-0 | 68 | 93 |
| VMI | 7 | 2-5 | 1-2 | 1-2 | 0-1 | 0-0 | 547 | 575 |
| Virginia Tech | 1 | 0-1 | 0-0 | 0-1 | 0-0 | 0-0 | 52 | 58 |
| Wake Forest | 1 | 0-1 | 0-0 | 0-1 | 0-0 | 0-0 | 64 | 71 |
| Washington | 1 | 1-0 | 0-0 | 1-0 | 0-0 | 0-0 | 82 | 74 |
| Washington State | 1 | 0-1 | 0-0 | 0-1 | 0-0 | 0-0 | 86 | 92 |
| William & Mary | 1 | 1-0 | 1-0 | 0-0 | 0-0 | 0-0 | 86 | 85 |
| Wingate | 2 | 0-2 | 0-1 | 0-1 | 0-0 | 0-0 | 110 | 147 |
| Wofford | 6 | 2-4 | 1-2 | 1-2 | 0-0 | 0-0 | 405 | 474 |
| Wright State | 1 | 0-1 | 0-0 | 0-1 | 0-0 | 0-0 | 73 | 96 |
| Xavier | 2 | 0-2 | 0-0 | 0-2 | 0-0 | 0-0 | 120 | 149 |
| Young Harris | 2 | 0-2 | 0-1 | 0-1 | 0-0 | 0-0 | 140 | 171 |
| TOTALS | 256 | 124-132 | 73-37 | 39-80 | 9-12 | 4-3 | 19,229 | 18,406 |

WINTHROP'S ALL-TIME 30/40-POINT GAMES

40-POINT GAMES

| | | |
|----------------------|----|--------------------------------------|
| Melvin Branham (Jr.) | 45 | Jan. 10, 1994 at Charleston Southern |
| David McMahan | 42 | Jan. 15, 1996 vs. Coastal Carolina |
| Keon Johnson | 40 | Feb. 9, 2017 at UNC Asheville |
| Michael Jenkins | 40 | Nov. 10, 2006 vs. North Greenville |
| Fred McKinnon | 40 | Nov. 29, 1985 vs. Morris College |

30-POINT GAMES

| | | |
|----------------------|----|--|
| Keon Johnson | 39 | Feb. 4, 2017 vs. Campbell |
| Mike Gaither | 39 | Nov. 18, 1982 vs. Coker College (Clover, SC) |
| Keon Johnson | 38 | Nov. 21, 2016 at Illinois |
| Jimmy Gavin | 38 | Nov. 27, 2015 at North Carolina State (Raleigh, NC) |
| Greg Lewis | 38 | Dec. 21, 1999 vs. UNC Greensboro |
| Keon Johnson | 37 | Dec. 31, 2016 vs. Radford |
| Robbie Waldrop | 37 | Feb. 12, 1998 at Charleston Southern |
| Xavier Cooks | 36 | Feb. 15, 2018 at Gardner-Webb |
| Keon Johnson | 36 | Jan. 27, 2016 vs. Charleston Southern |
| Fred McKinnon | 36 | Feb. 2, 1985 at Livingstone College |
| Charles Brunson | 36 | Nov. 25, 1980 at Voorhees |
| Sin'Cere McMahan | 35 | Feb. 8, 2023 at UNC Asheville |
| Nych Smith | 35 | Jan. 26, 2019 at Presbyterian College |
| Fred McKinnon | 35 | Jan. 16, 1986 vs. Central Wesleyan College |
| Charles Brunson | 35 | Feb. 4, 1982 vs. Erskine |
| Charles Brunson | 35 | Dec. 10, 1980 at Belmont Abbey |
| David McMahan | 34 | Dec. 30, 1995 at Georgia State |
| Charles Brunson | 34 | Nov. 22, 1980 at Morris College |
| Charles Brunson | 34 | Nov. 19, 1980 vs. Allen University |
| Patrick Good | 33 | Nov. 22, 2021 at Washington State |
| Andre Jones | 33 | Dec. 27, 2011 at Georgia |
| Michael Jenkins | 33 | Mar. 6, 2008 vs. UNC Asheville (Big South Tourney Championship game) |
| Greg Lewis | 33 | Feb. 18, 2002 vs. Coastal Carolina |
| George Henson | 33 | Feb. 10, 1990 at Campbell |
| Shaun Wise | 33 | Dec. 28, 1989 at US International |
| Charles Brunson | 33 | Jan. 11, 1981 at Webber College |
| Josh Ferguson | 32 | Dec. 7, 2019 vs. Coastal Carolina |
| Keon Johnson | 32 | Feb. 13, 2016 at Radford |
| Keon Johnson | 32 | Dec. 31, 2015 vs. Campbell |
| Keon Johnson | 32 | Nov. 24, 2015 at USC Upstate |
| Torrell Martin | 32 | Feb. 24, 2007 at Coastal Carolina |
| Torrell Martin | 32 | Feb. 20, 2006 at Liberty |
| Melvin Branham (Jr.) | 32 | Jan. 27, 1994 at Towson State |
| Mark Hailey (Sr.) | 32 | Feb. 20, 1993 vs. Radford |
| Eddie Gay (Sr.) | 32 | Dec. 13, 1992 vs. The Citadel |
| Charles Brunson | 32 | Jan. 16, 1982 at USC-Aiken |
| Charles Brunson | 32 | Jan. 15, 1981 at USC-Spartanburg |
| Patrick Good | 31 | Jan. 20, 2022 at Presbyterian College |
| Keon Johnson | 31 | Mar. 3, 2017 vs. #4 Gardner-Webb |
| Keon Johnson | 31 | Mar. 2, 2017 vs. #8 Charleston Southern |
| Keon Johnson | 31 | Jan. 28, 2017 vs. High Point |
| Jimmy Gavin | 31 | Mar. 6, 2016 vs. UNC Asheville (Buies Creek, NC-Big South Tourney Championship game) |
| Jimmy Gavin | 31 | Feb. 27, 2016 at Campbell |
| Torrell Martin | 31 | Dec. 4, 2006 at #12 Wisconsin |
| Ted Houpt | 31 | Feb. 12, 1987 at Howard University |
| Fred McKinnon | 31 | Nov. 22, 1985 vs. Wingate |
| Charles Brunson | 31 | Feb. 8, 1982 vs. Presbyterian College |
| Donnie Creamer | 31 | Dec. 9, 1978 at Erskine |
| Patrick Good | 30 | Feb. 19, 2022 at UNC Asheville |
| D.J. Burns Jr. | 30 | Nov. 9, 2021 vs. Mary Baldwin |
| Xavier Cooks | 30 | Dec. 5, 2017 at Georgia |
| Keon Johnson | 30 | Dec. 19, 2015 at Georgia Southern |
| Keon Moore | 30 | Jan. 3, 2015 vs. High Point |
| Tyson Waterman | 30 | Feb. 12, 1999 vs. Charleston Southern |
| Ronnie Creamer | 30 | Jan. 15, 1979 at Francis Marion |
| LaShawn Coulter | 30 | Jan. 21, 1995 at UNC Asheville |
| Mark Hailey (Jr.) | 30 | Nov. 23, 1991 vs. Averett College |
| Greg Washington | 30 | Dec. 15, 1988 vs. East Carolina |
| Fred McKinnon | 30 | Feb. 10, 1985 vs. Armstrong State |
| Ronnie Creamer | 30 | Nov. 18, 1978 vs. Catawba |

Indv./Team Most Points Single-Game

Top 10 Individual Scoring Performances Home/Away

Home

| | |
|--------------------|---|
| 42 David McMahan | (vs. Coastal Carolina, 1-15-96) |
| 40 Michael Jenkins | (vs. North Greenville, 11-10-06) |
| Fred McKinnon | (vs. Morris College, 11-29-85) |
| Keon Johnson | (at UNC Asheville, 2-9-17) |
| 39 Keon Johnson | (vs. Campbell, 2-4-17) |
| 38 Greg Lewis | (vs. UNC Greensboro, 12-21-99) |
| 37 Keon Johnson | (vs. Radford, 12-31-16) |
| 36 Keon Johnson | (vs. Charleston Southern, 1-27-16) |
| 35 Fred McKinnon | (vs. Central Wesleyan College, 1-16-86) |
| Charles Brunson | (vs. Erskine College, 2-4-82) |

Away

| | |
|-----------------------|------------------------------------|
| 45 Melvin Branham Jr. | (at Charleston Southern, 1-10-94) |
| 40 Keon Johnson | (at UNC Asheville, 2-9-17) |
| 38 Keon Johnson | (at Illinois, 11-21-16) |
| Jimmy Gavin | (at N.C. State, 11-27-15) |
| 37 Robbie Waldrop | (at Charleston Southern, 2-12-98) |
| 36 Xavier Cooks | (at Gardner-Webb, 2-15-18) |
| Fred McKinnon | (at Livingstone College, 2-2-85) |
| Charles Brunson | (at Voorhees, 11-25-80) |
| 35 Sin'Cere McMahan | (at UNC Asheville, 2-8-23) |
| Nych Smith | (at Presbyterian College, 1-26-19) |
| Charles Brunson | (at Belmont Abbey, 12-10-80) |
| 34 Charles Brunson | (at Mooris College, 11-22-80) |
| 33 Patrick Good | (at Washington State, 11-22-21) |
| Andre Jones | (at Georgia, 12-27-11) |
| Michael Jenkins | (at UNC Asheville, 3-6-08) |
| George Henson | (at Campbell, 2-10-90) |
| Shaun Wise | (at U.S. International, 12-28-89) |
| Charles Brunson | (at Webber College, 1-11-81) |

Top 5 Individual Scoring Performances vs. Big South Opponents

All Games

| | |
|-----------------------|-----------------------------------|
| 45 Melvin Branham Jr. | (at Charleston Southern, 1-10-94) |
| 42 David McMahan | (vs. Coastal Carolina, 1-15-96) |
| 40 Keon Johnson | (at UNC Asheville, 2-9-17) |
| 39 Keon Johnson | (vs. Campbell, 2-4-17) |
| 37 Keon Johnson | (vs. Radford, 12-31-16) |

Home

| | |
|------------------|------------------------------------|
| 42 David McMahan | (vs. Coastal Carolina, 1-15-96) |
| 39 Keon Johnson | (vs. Campbell, 2-4-17) |
| 37 Keon Johnson | (vs. Radford, 12-31-16) |
| 36 Keon Johnson | (vs. Charleston Southern, 1-27-16) |
| 32 Keon Johnson | (vs. Campbell, 12-31-15) |

Away

| | |
|-----------------------|------------------------------------|
| 45 Melvin Branham Jr. | (at Charleston Southern, 1-10-94) |
| 40 Keon Johnson | (at UNC Asheville, 2-9-17) |
| 36 Xavier Cooks | (at Gardner-Webb, 2-15-18) |
| 35 Sin'Cere McMahan | (at UNC Asheville, 2-8-23) |
| Nych Smith | (at Presbyterian College, 1-26-19) |
| 33 George Henson | (at Campbell, 2-10-90) |
| 32 Keon Johnson | (at Radford, 2-13-16) |
| Torrell Martin | (at Coastal Carolina, 2-24-07) |
| Torrell Martin | (at Liberty, 2-20-06) |
| Melvin Branham Jr. | (at Towson St., 1-27-94) |

Most Point In Home/Away Game (Top 10)

Home

| | |
|---------------------------------|-----------|
| 134 Pfeiffer, 11-13-18 | W, 134-99 |
| 132 Morris, 11-29-85 | W, 132-73 |
| 130 Johnson & Wales, 12-12-96 | W, 130-33 |
| 127 Pfeiffer, 11-25-19 | W, 127-83 |
| 125 Piedmont, 11-4-24 | W, 125-65 |
| 116 Warren Wilson, 11-24-18 | W, 116-76 |
| 116 Rio Grande (OH), 12-28-15 | W, 116-84 |
| 113 Toccoa Falls, 12-29-23 | W, 113-62 |
| 110 Mary Baldwin | W, 110-78 |
| 109 Hiwassee, 12-16-18 | W, 109-66 |
| 109 Catawba, 11-18-78 | W, 109-92 |
| 108 VMI, 1-6-07 | W, 108-76 |
| 108 U.S. International, 1-12-91 | W, 108-81 |

Away

| | |
|-------------------------------------|---------------|
| 116 at Hampton, 1-16-20 | W, 116-95 |
| 109 at VMI, 1-31-07 | Won, 109-76 |
| 107 at USC Upstate, 12-13-20 | Won, 107-77 |
| 105 at USC Upstate, 2-8-25 | Won, 105-95 |
| 102 at Pembroke St., 1-10-86 | Won, 102-99 |
| 101 at UNC Asheville, 2-9-17 | Lost, 104-101 |
| 101 at Charleston Sou., 1-10-94 | Won, 101-96 |
| 101 at Central Connecticut, 12-4-92 | Won, 101-93 |
| 101 at Benedict College, 2-20-86 | Won, 101-76 |
| 97 at USC Aiken, 1-14-82 | Won, 97-90 |
| 97 at Wofford, 1-31-80 | Won, 97-78 |

Most Points Home/Away vs. Big South Opponents (Top 10)

Home

| | |
|-----------------------------------|--------------------|
| 108 vs. VMI, 1-6-07 | Won, 108-76 |
| 107 vs. UNCA, 2-26-14 | Won, 107-100 (OT) |
| 106 vs. VMI, 2-4-09 | Lost, 110-106 (OT) |
| 104 vs. UNCA | Won, 104-71 |
| 102 vs. Charleston Sou., 1-15-25 | Won, 102-97 (3OT) |
| 101 vs. Hampton, 2-9-19 | Won, 101-91 |
| 100 vs. Coastal Carolina, 2-18-02 | Won, 100-74 |
| 99 vs. Gardner-Webb, 1-11-20 | Won, 99-95 (3OT) |
| 98 vs. Armstrong St., 2-17-86 | Won, 98-81 |
| 98 vs. VMI, 2-8-06 | Won, 98-65 |
| 97 vs. Gardner-Webb | Won, 97-88 |
| 97 vs. Towson St., 2-23-95 | Won, 97-93 |
| 96 vs. Gardner-Webb, 2-1-25 | Won, 96-93 |
| 96 vs. VMI, 1-7-10 | Won, 96-63 |

Away

| | |
|-------------------------------------|-----------------|
| 116 at Hampton, 1-16-20 | W, 116-95 |
| 109 at VMI, 1-31-07 | Won, 109-76 |
| 107 at USC Upstate, 12-13-20 | W, 107-77 |
| 101 at UNC Asheville, 2-9-17 | Lost, 104-101 |
| 101 at Charleston Sou., 1-10-94 | Won, 101-96 |
| 96 at High Point, 2-28-24 | Lost, 100-96 OT |
| 95 at USC Upstate, 1-26-22 | Won, 95-91 OT |
| 95 at Longwood, 1-24-18 | Won, 95-78 |
| 94 at Coastal Carolina, 1-7-94 | Lost, 103-94 |
| 93 at Presbyterian Col., 2-25-17 | Won, 93-56 |
| 93 at UMBC, 1-25-93 | Lost, 99-93 |
| 91 at Presbyterian College, 1-26-19 | Lost, 99-91 |
| 90 at Gardner-Webb, 2-15-18 | Won, 90-71 |
| 90 at Towson St., 2-23-95 | Lost, 92-90 |
| 90 at UNC Asheville, 2-5-90 | Won, 90-89 |
| 90 at Radford, 1-14-05 | Won, 90-75 |

WINTHROP TEAM/INDIVIDUAL RECORDS

MISC. RECORDS

| | |
|--|------------------------------|
| Most Games Played | 39 (1980-81/31-8) |
| Most Wins | 31 (1980-81) |
| Most Wins (D1 member) | 29 (2006-07) |
| Fewest Wins | 4 (1993-94) |
| Most Losses | 23 (1993-94) |
| Fewest Losses | 5 (2006-07) |
| Best Winning Percentage | .818 (29-5/2006-07) |
| Worst Winning Percentage | .148 (4-23/1993-94) |
| Most Home Wins | 16 (2004-05/2024-25) |
| Most Home Wins In Winthrop Coliseum | 16 (2004-05/2024-25) |
| Most Home Losses | 11 (1991-92) |
| Most Home Losses In Winthrop Coliseum | 11 (1991-92) |
| Most Road Wins | 12 (1978-89/2006-07/2016-17) |
| Most Road Losses | 13 (1993-94) |
| Longest Winning Streak | 21 (2019-20 to 2020-21) |
| Longest Winning Streak (single-season) | 19 (2006-07) |
| Longest Losing Streak | 13 (1986-87) |
| Most Big South Wins | 15 ('04-05/'16-17/'19-20) |
| Most Big South Losses | 15 (1993-94) |
| Longest Winning Streak (Big South) | 16 (2006-07/single-season) |
| Longest Winning Streak (Big South) | 22 (2004-05 to 2005-06) |
| Longest Losing Streak (Big South) | 10 (1993-94/single-season) |
| Longest Losing Streak (Big South) | 14 (1993-94 to 1994-95) |

SINGLE-GAME RECORDS (Team)

| | |
|---|---------------------------------------|
| Most Points Scored | 134, vs. Pfeiffer (11-13-18) |
| Largest Margin of Victory | 97 vs. Johnson & Wales (12-7-96) |
| Largest Margin of Victory (D1 opponent) | 44 vs. VMI (84-41/1-23-08) |
| Largest Margin of Defeat | 57 vs. Seton Hall (106-49/12-29-90) |
| Largest Margin of Defeat (D1 member) | 57 vs. Seton Hall (106-49/12-29-90) |
| Fewest Points Allowed | 22 vs. Lander (11-16-81) |
| Most Points First Half | 73 vs. Pfeiffer (11-13-18) |
| Most Point Second Half | 71 vs. Morris (11-29-85) |
| Fewest Points Scored | 23 vs. Col. of Charleston (2-26-93) |
| Fewest Points First Half | 6 vs. Col. of Charleston (2-26-93) |
| Fewest Points Second Half | 11 vs. Washington St. (3-20-08) |
| Fewest Points Against In A Half | 8 vs. Col. of Charleston (2-26-93) |
| Most Field Goals Made | 57 vs. Morris (11-29-85) |
| Most Field Goals Attempted | 101 vs. Piedmont (11-24-78) |
| Best Field Goal Accuracy | .706 vs. USC-Aiken (36-51/1-17-82) |
| Most 3pt Field Goals Made | 24 vs. Hiwassee (12-16-18) |
| Most 3pt Field Goals Attempted | 55 vs. Hiwassee (12-16-18) |
| Best 3pt Field Goal Accuracy | .714 vs. Barton (10-14/12-2-04) |
| D1 Opponent | .643 vs. High Point (9-14/12-5-09) |
| Most Free Throws Made (regulation) | 39 vs. St. Francis (11-27-89) |
| Most Free Throws Made | 40 vs. Charleston Sou. (1/15/25-30T) |
| Most Free Throws Attempted | 50 vs. Campbell (12-30-20) |
| Best Free Throw Accuracy | 50 at High Point (2-28-24) |
| Most Rebounds | 1,000 vs. Liberty (21-21/3-5-14) |
| Most Offensive Rebounds* | 1,000 vs. Lander (13-13/2-20-85) |
| Most Assists | 70 vs. Presbyterian College (2-11-80) |
| Most Steals | 28 at Coastal Carolina (12-2-23) |
| Most Blocked Shots | 28 vs. Piedmont (11-4-24) |
| Most Personal Fouls | 37 vs. Newberry (2-17-90) |
| | 21 vs. Wofford College (1-31-80) |
| | vs. Morris (11-29-85) |
| | 16 vs. Voorhees (2-16-81) |
| | 37 vs. Georgia State (12-30-95) |

SEASON RECORDS

| | |
|------------------------------------|--------------------------|
| Most Points | 2,866 (1980-81) |
| Best Scoring Average | 84.7 (2024-25/34 games) |
| Most Field Goals Made | 1,161 (1978-79) |
| Most Field Attempted | 2,415 (1978-79) |
| Best Field Goal Accuracy | .530 (1985-86) |
| Most 3pt Field Goals | 372 (2018-19/30 games)) |
| Best 3pt Field Goals Per Game Avg. | 12.40 (2018-19/30 games) |
| Most 3pt Field Goals Attempted | 997 (2018-19) |
| Best 3pt Field Goal Accuracy | .431 (1987-88) |
| Most Free Throws Made | 648 (2024-25) |
| Most Free Throws Attempted | 970 (2024-25) |
| Best Free Throw Accuracy | .749 (2015-16) |
| Most Rebounds | 1,613 (1978-79) |
| Most Assists | 818 (1978-79) |
| Most Steals | 479 (1979-80) |
| Most Blocked Shots | 174 (2016-17) |
| Most Personal Fouls | 751 (1978-79) |

* Indicates On Record

SINGLE-GAME RECORDS (Individual)

| | |
|--------------------------------|---|
| Most Points Scored | 45-Melvin Branham vs. Charleston Sou. (1-10-94) |
| Most Field Goals Made | 20-Fred McKinnon vs. Morris (11-25-85) |
| Most Field Goals Attempted | 31-Fred McKinnon vs. Morris (11-25-85) |
| Best Field Goal Accuracy | 1.000-Brian Pope (10-10) vs. Morris (1-6-84) |
| | Eddie Gay (10-10) vs. Coppin St. (11-23-91) |
| | Allen Washington (10-10) vs. Pfeiffer (2-5-86) |
| Most 3pt Field Goals Made | 12-David McMahan vs. Coastal Carolina (1-15-96) |
| | Michael Jenkins vs. North Greenville (11-10-06) |
| Most 3pt Field Goals Attempted | 21-LaShawn Coulter |
| Most Free Throws Made | 18-Mark Hailey vs. Averett (11-26-91) |
| | James Shuler vs. High Point (2-23-06) |
| Most Free Throws Attempted | 20-Mark Hailey vs. Averett (11-26-91) |
| Best Free Throw Accuracy | 1.000-James Shuler (18-18) vs. High Point (2-23-06) |
| Most Rebounds | 23-Allen Washington vs. Piedmont (11-30-85) |
| Most Assists | 17-Rick Riese vs. Limestone (2-12-81) |
| Most Blocked Shots | 7-Rick Riese vs. Limestone (2-12-81) |
| | Billy Houston vs. UNC Asheville (1-11-06) |
| Most Steals | 13-Rick Riese vs. Limestone (2-12-81) |

SINGLE-SEASON RECORDS (Individual)

| | |
|---|--|
| Most Points Scored | 875-Charles Brunson (1980-81) |
| Best Scoring Average | 22.4-Charles Brunson (1980-81) |
| Most Field Goals Made | 354-Charles Brunson (1980-81) |
| Most Field Goals Attempted | 584-Ronnie Creamer (1978-79) |
| Best Field Goal Accuracy (150 attempts) | .657-Charles Brunson (113-172/1979-80) |
| Most 3pt Field Goals Made | 102-Keon Johnson (2016-17) |
| Most 3pt Field Goal Attempts | 255-Keon Johnson (2016-17) |
| Best 3pt Field Goal Accuracy (35 made) | .460-Charles Falden (40-87/2018-19) |
| Most Free Throws Made | 171-Keon Johnson (2016-17) |
| Most Free Throws Attempted | 235-Charles Brunson (1980-81) |
| Best Free Throw Accuracy (80 made) | .867-Mike Gaither (98-113/1981-82) |
| Most Rebounds | 453-Charles Brunson (1980-81) |
| Most Assists | 317-Rick Riese (1980-81) |
| Most Blocked Shots | 72-Duby Okeke (2015-16) |
| Most Steals | 208-Rick Riese (1979-80) |
| Most Minutes Played | 1,374-Charles Brunson (1980-81) |
| Most Personal Fouls | 139-Ronnie Creamer (1978-79) |
| Most Times Disqualified | 14-Donnie Creamer (1978-79) |
| | Melvin Branham (1993-94) |

WINTHROP ALL-TIME D1 TRIPLE-DOUBLES (on record)

| | |
|-------------------------|---|
| Chandler Vaudrin | Mar. 1, 2021 vs. (8) High Point (10 points, 12 rebounds, 10 assists) |
| Chandler Vaudrin | Dec. 30, 2020 vs. Campbell (10 points, 13 rebounds, 10 assists) |
| Chandler Vaudrin | Dec. 13, 2020 at USC Upstate (13 points, 11 rebounds, 14 assists) |
| Chandler Vaudrin | Jan. 2, 2020 vs. Longwood (10 points, 12 rebounds, 11 assists) |
| Xavier Cooks | Dec. 2, 2017 vs. Reinhardt (11 points, 15 rebounds, 11 assists) |

20-WIN SEASONS

| SEASON (NCAA D1) | SEASON ENDED WITH... | FINAL RECORD |
|------------------|---|--------------|
| 29--2006-07 | (NCAA Tourney - W, 74-64, (6) Notre Dame) | 29-5 |
| | (NCAA 2nd Rnd - L, 75-61, (3) Oregon) | |
| 27--2004-05 | (NCAA Tourney - L, 74-64, (3) Gonzaga) | 27-6 |
| 26--2016-17 | (NCAA Tourney - L, 76-64, (3) Butler) | 26-7 |
| 24--2019-20 | (Big South Champions - NCAA Tourney canceled (COVID19)) | 24-10 |
| 23--2024-25 | (Big South Tournament Final, L, 81-69) | 23-11 |
| 23--2020-21 | (NCAA Tourney - L, 73-63, (5) Villanova) | 23-2 |
| 23--2021-22 | (Big South Tournament Final - L, 79-58) | 23-9 |
| 23--2015-16 | (Big South Tournament Final - L, 77-68) | 23-9 |
| 23--2005-06 | (NCAA Tourney - L, 63-61, (2) Tennessee) | 23-8 |
| 22--2007-08 | (NCAA Tourney - L, 71-40, (4) Washington State) | 22-12 |
| 21--1999-00 | (NCAA Tourney - L, 74-50, (3) Oklahoma) | 21-9 |
| 21--1998-99 | (NCAA Tourney - L, 80-41, (1) Auburn) | 21-8 |
| 20--2013-14 | (Big South Tournament Final - L, 76-61) | 20-13 |
| 20--2002-03 | (Big South Tournament Semi-Finals - L, 81-80 OT, UNCA) | 20-10 |
| 20--1985-86 | (Big South Tournament Semi-Finals - L, 87-79) | 20-9 |

WINTHROP ALL-TIME SERIES VS. SOUTH CAROLINA ST.

Last Meeting (11/25/24) | Winthrop Coliseum (Rock Hill, S.C.)



Official Basketball Box Score - Final
LIU at Winthrop
 11/25/24 Winthrop Coliseum, Rock Hill
 2024-25 Men's Basketball

Game Time: 6:30 PM
 Game Duration: 2:11
 Attendance: 1,119

Officials: Bill Covington, Jr., Tommy Morrissey, Tim Clougherty

LIU - 65

Record: 3-4

| NO. | Name | F | Min | FG | | | 3P | | | FT | | | Rebounds | | | Fouls | | TP | AS | TO | ST | Blocks | | +/- |
|---------------|--------------------|---|-------|-------|------|-------|----|----|-----|----|----|----|----------|-----|----|-------|----|-----|----|----|----|--------|--|-----|
| | | | | M-A | M-A | M-A | OR | DR | TOT | PF | FD | OR | DR | TOT | BS | BA | | | | | | | | |
| 2 | Blake Lander | F | 35:10 | 2-8 | 1-4 | 1-2 | 1 | 2 | 3 | 4 | 2 | 6 | 2 | 3 | 0 | 1 | 0 | -23 | | | | | | |
| 22 | Shadrak Lasu | F | 22:21 | 2-4 | 0-1 | 2-5 | 1 | 0 | 1 | 3 | 4 | 6 | 0 | 0 | 0 | 0 | 1 | -10 | | | | | | |
| 33 | Jamal Fuller | F | 33:30 | 4-10 | 0-1 | 5-8 | 4 | 5 | 9 | 2 | 6 | 13 | 2 | 3 | 4 | 1 | 4 | -16 | | | | | | |
| 0 | Malachi Davis | G | 16:48 | 4-9 | 0-2 | 0-2 | 0 | 0 | 0 | 4 | 4 | 8 | 2 | 4 | 2 | 0 | 1 | -7 | | | | | | |
| 11 | Terell Strickland | G | 20:11 | 2-4 | 0-0 | 2-3 | 1 | 4 | 5 | 3 | 2 | 6 | 1 | 3 | 1 | 0 | 0 | -1 | | | | | | |
| 4 | Tre'shawn Sheppard | | 25:49 | 5-8 | 0-2 | 0-1 | 2 | 6 | 8 | 2 | 2 | 10 | 0 | 1 | 0 | 0 | 1 | -22 | | | | | | |
| 8 | Jason Steele | | 08:45 | 0-4 | 0-0 | 0-0 | 1 | 0 | 1 | 5 | 0 | 0 | 0 | 1 | 0 | 0 | 1 | -12 | | | | | | |
| 9 | Jalen Lee | | 22:37 | 4-12 | 1-4 | 0-0 | 2 | 2 | 4 | 2 | 0 | 9 | 1 | 0 | 0 | 1 | 1 | -11 | | | | | | |
| 34 | Xinyi Li | | 11:22 | 3-5 | 1-1 | 0-0 | 2 | 1 | 3 | 2 | 0 | 7 | 1 | 1 | 0 | 0 | 1 | -8 | | | | | | |
| 24 | Gavin Pendergast | | 03:27 | 0-0 | 0-0 | 0-0 | 0 | 0 | 0 | 0 | 0 | 0 | 0 | 0 | 0 | 0 | 0 | 0 | | | | | | |
| Team | | | | | | | 6 | 2 | 8 | | | 0 | | | 1 | | | | | | | | | |
| Totals | | | | 26-64 | 3-15 | 10-21 | 20 | 22 | 42 | 27 | 20 | 65 | 9 | 17 | 7 | 3 | 10 | -22 | | | | | | |

| Shooting By Period | | | |
|--------------------|------|-------|-------|
| 1 st | FG% | 13-34 | 38.2% |
| | 3PT% | 2-8 | 25.0% |
| | FT% | 3-7 | 42.9% |
| 2 nd | FG% | 13-30 | 43.3% |
| | 3PT% | 1-7 | 14.3% |
| | FT% | 7-14 | 50% |
| GM | FG% | 26-64 | 40.6% |
| | 3PT% | 3-15 | 20.0% |
| | FT% | 10-21 | 47.6% |

Dead Ball Rebounds: 2, 0

Technical Fouls: Davis 1st4:05 Steele 2nd11:32

Winthrop - 87

Record: 5-3

| NO. | Name | F | Min | FG | | | 3P | | | FT | | | Rebounds | | | Fouls | | TP | AS | TO | ST | Blocks | | +/- |
|---------------|-----------------|---|-------|-------|------|-------|----|----|-----|----|----|----|----------|-----|----|-------|----|----|----|----|----|--------|--|-----|
| | | | | M-A | M-A | M-A | OR | DR | TOT | PF | FD | OR | DR | TOT | BS | BA | | | | | | | | |
| 4 | Kelton Talford | F | 27:29 | 7-10 | 0-0 | 4-6 | 6 | 7 | 13 | 1 | 7 | 18 | 1 | 0 | 1 | 2 | 0 | 25 | | | | | | |
| 12 | K.J. Doucet | F | 26:59 | 6-10 | 1-2 | 4-4 | 0 | 4 | 4 | 1 | 3 | 17 | 2 | 1 | 1 | 0 | 0 | 19 | | | | | | |
| 3 | Paul Jones III | G | 16:18 | 1-5 | 0-3 | 0-0 | 1 | 3 | 4 | 1 | 1 | 2 | 0 | 1 | 0 | 0 | 14 | | | | | | | |
| 10 | Nick Johnson | G | 21:41 | 5-8 | 0-2 | 1-3 | 2 | 0 | 2 | 4 | 4 | 11 | 0 | 2 | 2 | 2 | 0 | -3 | | | | | | |
| 11 | Kasen Harrison | G | 27:23 | 2-6 | 0-1 | 2-6 | 0 | 3 | 3 | 1 | 3 | 6 | 2 | 1 | 1 | 0 | 1 | 13 | | | | | | |
| 55 | Bryce Baker | | 19:59 | 3-8 | 2-5 | 0-0 | 0 | 5 | 5 | 3 | 0 | 8 | 2 | 1 | 2 | 0 | 0 | 28 | | | | | | |
| 1 | Isaiah Wilson | | 11:26 | 0-0 | 0-0 | 5-6 | 0 | 0 | 0 | 4 | 3 | 5 | 3 | 3 | 1 | 0 | 0 | 13 | | | | | | |
| 15 | Tommy Kamarad | | 11:26 | 2-4 | 1-3 | 2-5 | 0 | 1 | 1 | 2 | 3 | 7 | 1 | 1 | 1 | 2 | 0 | 2 | | | | | | |
| 21 | Tai Hamilton | | 12:31 | 1-1 | 0-0 | 0-0 | 0 | 1 | 1 | 1 | 0 | 2 | 0 | 0 | 2 | 4 | 0 | -3 | | | | | | |
| 14 | Noah Van Bibber | | 08:04 | 1-4 | 1-3 | 0-0 | 0 | 1 | 1 | 0 | 0 | 3 | 0 | 0 | 0 | 0 | 1 | 1 | | | | | | |
| 5 | Yoro Diallo | | 05:32 | 1-2 | 0-0 | 0-0 | 0 | 1 | 1 | 0 | 0 | 2 | 2 | 0 | 0 | 0 | 0 | 2 | | | | | | |
| 2 | Ryan Jolly | | 09:16 | 2-2 | 1-1 | 1-2 | 0 | 0 | 0 | 1 | 1 | 6 | 3 | 0 | 1 | 0 | 0 | 7 | | | | | | |
| 8 | Cam Christy | | 00:58 | 0-1 | 0-0 | 0-0 | 0 | 0 | 0 | 1 | 0 | 0 | 0 | 0 | 0 | 0 | 1 | -4 | | | | | | |
| 22 | Henry Harrison | | 00:58 | 0-0 | 0-0 | 0-0 | 0 | 0 | 0 | 0 | 0 | 0 | 0 | 0 | 0 | 0 | 0 | -4 | | | | | | |
| Team | | | | | | | 4 | 1 | 5 | | | 0 | | | 0 | | | | | | | | | |
| Totals | | | | 31-61 | 6-20 | 19-32 | 13 | 27 | 40 | 20 | 25 | 87 | 16 | 10 | 12 | 10 | 3 | 22 | | | | | | |

| Shooting By Period | | | |
|--------------------|------|-------|-------|
| 1 st | FG% | 16-32 | 50.0% |
| | 3PT% | 3-11 | 27.3% |
| | FT% | 9-17 | 52.9% |
| 2 nd | FG% | 15-29 | 51.7% |
| | 3PT% | 3-9 | 33.3% |
| | FT% | 10-15 | 66.7% |
| GM | FG% | 31-61 | 50.8% |
| | 3PT% | 6-20 | 30.0% |
| | FT% | 19-32 | 59.4% |

Dead Ball Rebounds: 8, 0

Technical Fouls::NONE

| | LIU | WIN |
|------------------|---------------------------|---------------------------|
| Biggest lead | 5 (1 st 18:30) | 27 (2 nd 2:26) |
| Best Scoring Run | 5 (1 st 18:30) | 9 (1 st 3:46) |
| Lead Changes | 3 | |
| Times Tied | 0 | |
| Time with Lead | 04:20 | 35:37 |

| | LIU | WIN |
|---------------|-----|-----|
| Points from | | |
| Turnovers | 9 | 23 |
| Paint | 40 | 50 |
| Second Chance | 20 | 15 |
| Fast Breaks | 6 | 16 |
| Bench | 26 | 33 |

| | Period by Period Scoring | | |
|-----|--------------------------|-----|-----|
| | 1st | 2nd | TOT |
| LIU | 31 | 34 | 65 |
| WIN | 44 | 43 | 87 |

2025-26 COMBINED STATS



2025-26 Winthrop Men's Basketball Combined Team Statistics All games

Page 1/1
as of Nov 29, 2025

Game Records

| Record | Overall | Home | Away | Neutral |
|----------------|---------|------|------|---------|
| ALL GAMES | 4-4 | 2-0 | 1-4 | 1-0 |
| CONFERENCE | 0-0 | 0-0 | 0-0 | 0-0 |
| NON-CONFERENCE | 4-4 | 2-0 | 1-4 | 1-0 |

Score by Periods

| Team | 1st | 2nd | OT | TOT |
|-----------|-----|-----|----|-----|
| Winthrop | 321 | 358 | 0 | 679 |
| Opponents | 297 | 319 | 0 | 616 |

Team Box Score

| No. | Player | | | | Total | | 3-Point | | F-Throw | | Rebounds | | | | | | | | | | | |
|------------------|--------------------|----------|-------------|------|----------------|-------------|---------------|-------------|----------------|-------------|-----------|------------|------------|-------------|------------|----------|------------|------------|-----------|-----------|------------|-------------|
| | | GP-GS | MIN | AVG | FG-FGA | FG% | 3FG-3FGA | 3FG% | FT-FTA | FT% | OFF | DEF | TOT | AVG | PF | DQ | A | TO | BLK | STL | PTS | AVG |
| 2 | ROZIER, Kareem | 8-8 | 229:46 | 28.7 | 38-91 | .418 | 27-62 | .435 | 11-13 | .846 | 0 | 15 | 15 | 1.9 | 11 | 0 | 34 | 5 | 0 | 15 | 114 | 14.3 |
| 51 | DUNCOMB, Logan | 8-8 | 170:22 | 21.3 | 38-67 | .567 | 0-0 | .000 | 27-38 | .711 | 25 | 22 | 47 | 5.9 | 28 | 4 | 5 | 12 | 6 | 5 | 103 | 12.9 |
| 7 | BERRY, Daylen | 8-7 | 217:48 | 27.2 | 32-81 | .395 | 13-41 | .317 | 24-31 | .774 | 5 | 31 | 36 | 4.5 | 16 | 0 | 15 | 14 | 0 | 2 | 101 | 12.6 |
| 11 | CLOUET, Kody | 8-8 | 188:34 | 23.6 | 29-66 | .439 | 20-51 | .392 | 12-16 | .750 | 9 | 20 | 29 | 3.6 | 12 | 0 | 11 | 3 | 2 | 5 | 90 | 11.3 |
| 15 | KAMARAD, Tommy | 8-1 | 111:31 | 13.9 | 22-40 | .550 | 10-19 | .526 | 9-9 | 1.000 | 9 | 11 | 20 | 2.5 | 7 | 0 | 9 | 6 | 2 | 10 | 63 | 7.9 |
| 3 | MEO, Josh | 8-0 | 143:39 | 18.0 | 20-43 | .465 | 4-16 | .250 | 13-15 | .867 | 2 | 17 | 19 | 2.4 | 9 | 0 | 9 | 6 | 0 | 4 | 57 | 7.1 |
| 25 | HENDAWY, Seifeldin | 8-0 | 135:54 | 17.0 | 17-43 | .395 | 6-24 | .250 | 7-10 | .700 | 6 | 21 | 27 | 3.4 | 14 | 0 | 11 | 6 | 1 | 4 | 47 | 5.9 |
| 4 | BOYOGUENO, Pharell | 8-0 | 92:09 | 11.5 | 10-22 | .455 | 8-18 | .444 | 2-4 | .500 | 7 | 16 | 23 | 2.9 | 6 | 0 | 3 | 4 | 3 | 2 | 30 | 3.8 |
| 23 | NNAMOKO, Edward | 8-0 | 78:53 | 9.9 | 11-22 | .500 | 0-0 | .000 | 4-10 | .400 | 8 | 14 | 22 | 2.8 | 18 | 0 | 2 | 4 | 2 | 2 | 26 | 3.3 |
| 5 | THOMAS, Braylhan | 4-0 | 25:38 | 6.4 | 4-12 | .333 | 1-4 | .250 | 3-4 | .750 | 1 | 2 | 3 | 0.8 | 1 | 0 | 1 | 0 | 1 | 0 | 12 | 3.0 |
| 1 | WILSON, Isaiah | 8-8 | 133:35 | 16.7 | 6-23 | .261 | 1-11 | .091 | 7-8 | .875 | 1 | 7 | 8 | 1.0 | 14 | 0 | 16 | 10 | 2 | 7 | 20 | 2.5 |
| 21 | HAMILTON, Tai | 7-0 | 60:54 | 8.7 | 5-7 | .714 | 0-0 | .000 | 4-6 | .667 | 4 | 11 | 15 | 2.1 | 13 | 0 | 4 | 4 | 4 | 1 | 14 | 2.0 |
| 8 | CHRISTY, Cam | 2-0 | 05:38 | 2.8 | 1-2 | .500 | 0-0 | .000 | 0-0 | .000 | 1 | 0 | 1 | 0.5 | 0 | 0 | 0 | 1 | 0 | 0 | 2 | 1.0 |
| 22 | HARRISON, Henry | 2-0 | 05:38 | 2.8 | 0-1 | .000 | 0-1 | .000 | 0-0 | .000 | 0 | 0 | 0 | 0.0 | 1 | 0 | 0 | 2 | 0 | 0 | 0 | 0.0 |
| Team | | | | | | | | | | | 19 | 11 | 30 | | | | | 1 | | | | |
| Total | | 8 | 1600 | | 233-520 | .448 | 90-247 | .364 | 123-164 | .750 | 97 | 198 | 295 | 36.9 | 150 | 4 | 120 | 78 | 23 | 57 | 679 | 84.9 |
| Opponents | | 8 | 1600 | | 215-477 | .451 | 71-211 | .336 | 115-158 | .728 | 81 | 212 | 293 | 36.6 | 153 | 6 | 99 | 108 | 32 | 38 | 616 | 77.0 |

Team Statistics

| | WIN | OPP |
|------------------------|----------------|----------------|
| Scoring | 679 | 616 |
| Points per game | 84.9 | 77.0 |
| Scoring margin | +7.9 | - |
| Field goals-att | 233-520 | 215-477 |
| Field goal pct | .448 | .451 |
| 3 point fg-att | 90-247 | 71-211 |
| 3-point FG pct | .364 | .336 |
| 3-pt FG made per game | 11.3 | 8.9 |
| Free throws-att | 123-164 | 115-158 |
| Free throw pct | .750 | .728 |
| F-Throws made per game | 15.4 | 14.4 |
| Rebounds | 295 | 293 |
| Rebounds per game | 36.9 | 36.6 |
| Rebounding margin | +0.3 | - |
| Assists | 120 | 99 |
| Assists per game | 15.0 | 12.4 |
| Turnovers | 78 | 108 |
| Turnovers per game | 9.8 | 13.5 |
| Turnover margin | +3.8 | - |
| Assist/turnover ratio | 1.5 | 0.9 |
| Steals | 57 | 38 |
| Steals per game | 7.1 | 4.8 |
| Blocks | 23 | 32 |
| Blocks per game | 2.9 | 4.0 |
| Winning streak | 1 | - |
| Home win streak | 2 | - |
| Attendance | 3768 | 39275 |
| Home games-Avg/Game | 2-1884 | 5-7855 |
| Neutral site-Avg/Game | - | 1-1300 |

Team Results

| Date | Opponent | | Score | Att. |
|------------|---------------------|---|--------|-------|
| 11/03/2025 | vs Queens (NC) | W | 81-74 | 1300 |
| 11/07/2025 | at George Mason | L | 90-96 | 2933 |
| 11/11/2025 | at Coastal Carolina | L | 66-72 | 2663 |
| 11/15/2025 | Mercer | W | 105-69 | 2637 |
| 11/18/2025 | at Arkansas | L | 83-84 | 19200 |
| 11/23/2025 | at Jackson St. | W | 80-62 | 506 |
| 11/25/2025 | at Nebraska | L | 73-80 | 13973 |
| 11/29/2025 | South Carolina St. | W | 101-79 | 1131 |

2025-26 TEAM GAME-BY-GAME



2025-26 Winthrop Men's Basketball Team Game-by-Game All games

Page 1/1
as of Nov 29, 2025

| Opponent | Date | Score | W | Total | | 3-Pointers | | Free throws | | Rebounds | | | | PF | A | TO | BLK | STL | PTS | AVG |
|---------------------|------------|------------|---|----------------|-------------|---------------|-------------|----------------|-------------|-----------|------------|------------|-------------|------------|------------|-----------|-----------|-----------|------------|-------------|
| | | | | FG-FGA | PCT | 3FG-3FGA | PCT | FT-FTA | PCT | OFF | DEF | TOT | AVG | | | | | | | |
| vs Queens (NC) | 11/03/2025 | 81-74 | W | 24-62 | .387 | 8-25 | .320 | 25-31 | .806 | 16 | 23 | 39 | 39.0 | 18 | 12 | 10 | 4 | 11 | 81 | 81.0 |
| at George Mason | 11/07/2025 | 90-96 | L | 26-67 | .388 | 13-39 | .333 | 25-29 | .862 | 11 | 20 | 31 | 35.0 | 30 | 12 | 6 | 2 | 8 | 90 | 85.5 |
| at Coastal Carolina | 11/11/2025 | 66-72 | L | 23-59 | .390 | 7-22 | .318 | 13-23 | .565 | 6 | 22 | 28 | 32.7 | 14 | 7 | 8 | 2 | 5 | 66 | 79.0 |
| Mercer | 11/15/2025 | 105-69 | W | 34-66 | .515 | 11-25 | .440 | 26-37 | .703 | 13 | 30 | 43 | 35.3 | 24 | 13 | 11 | 2 | 9 | 105 | 85.5 |
| at Arkansas | 11/18/2025 | 83-84 | L | 32-67 | .478 | 15-32 | .469 | 4-6 | .667 | 8 | 22 | 30 | 34.2 | 20 | 18 | 10 | 2 | 3 | 83 | 85.0 |
| at Jackson St. | 11/23/2025 | 80-62 | W | 30-62 | .484 | 11-30 | .367 | 9-10 | .900 | 11 | 25 | 36 | 34.5 | 10 | 20 | 8 | 2 | 7 | 80 | 84.2 |
| at Nebraska | 11/25/2025 | 73-80 | L | 26-69 | .377 | 13-42 | .310 | 8-13 | .615 | 17 | 31 | 48 | 36.4 | 15 | 15 | 11 | 5 | 3 | 73 | 82.6 |
| South Carolina St. | 11/29/2025 | 101-79 | W | 38-68 | .559 | 12-32 | .375 | 13-15 | .867 | 15 | 25 | 40 | 36.9 | 19 | 23 | 14 | 4 | 11 | 101 | 84.9 |
| Total | | 679 | | 233-520 | .448 | 90-247 | .364 | 123-164 | .750 | 97 | 198 | 295 | 36.9 | 150 | 120 | 78 | 23 | 57 | 679 | 84.9 |
| Opponents | | 616 | | 215-477 | .451 | 71-211 | .336 | 115-158 | .728 | 81 | 212 | 293 | 36.6 | 153 | 99 | 108 | 32 | 38 | 616 | 77.0 |

Winthrop Averages

| Games Played | Points/game | FG Pct | 3FG Pct | FT Pct | Rebounds/game | Assists/game | Turnovers/game | Assist/Turnover ratio | Steals/game | Blocks/game |
|--------------|-------------|--------|---------|--------|---------------|--------------|----------------|-----------------------|-------------|-------------|
| 8 | 84.9 | 44.8 | 36.4 | 75.0 | 36.9 | 15.0 | 9.8 | 1.5 | 7.1 | 2.9 |

2024-25 BIG SOUTH ONLY STATS

2024-25 Winthrop MBB Statistics Winthrop Combined Team Statistics (as of Mar 01, 2025) Conference games only

| RECORD: | OVERALL | HOME | AWAY | NEUTRAL |
|----------------|---------|------|------|---------|
| ALL GAMES | 11-5 | 7-1 | 4-4 | 0-0 |
| CONFERENCE | 11-5 | 7-1 | 4-4 | 0-0 |
| NON-CONFERENCE | 0-0 | 0-0 | 0-0 | 0-0 |

| # | Player | gp-gs | min | avg | Total | | 3-Point | | F-Throw | | Rebounds | | | | Other | | | | pts | avg | | |
|----------------|------------------|-------|------|------|---------|------|---------|------|---------|-------|----------|-----|-----|------|-------|----|-----|-----|-----|-----|------|------|
| | | | | | fg-fga | fg% | 3fg-fga | 3fg% | ft-fga | ft% | off | def | tot | avg | pf | dq | a | to | | | blk | stl |
| 04 | TALFORD, Kelton | 16-16 | 457 | 28.6 | 101-140 | .721 | 0-1 | .000 | 67-102 | .657 | 48 | 75 | 123 | 7.7 | 32 | 0 | 19 | 37 | 8 | 13 | 269 | 16.8 |
| 10 | JOHNSON, Nick | 16-15 | 488 | 30.5 | 69-162 | .426 | 21-63 | .333 | 67-96 | .698 | 17 | 51 | 68 | 4.3 | 47 | 2 | 27 | 32 | 8 | 23 | 226 | 14.1 |
| 12 | DOUCET, K.J. | 16-15 | 405 | 25.3 | 73-148 | .493 | 18-50 | .360 | 59-84 | .702 | 22 | 58 | 80 | 5.0 | 48 | 5 | 22 | 31 | 4 | 12 | 223 | 13.9 |
| 11 | HARRISON, Kasen | 16-16 | 483 | 30.2 | 77-157 | .490 | 11-21 | .524 | 45-65 | .692 | 5 | 25 | 30 | 1.9 | 28 | 0 | 70 | 31 | 2 | 13 | 210 | 13.1 |
| 03 | JONES III, Paul | 16-7 | 315 | 19.7 | 42-108 | .389 | 25-78 | .321 | 9-14 | .643 | 2 | 38 | 40 | 2.5 | 29 | 1 | 6 | 8 | 3 | 8 | 118 | 7.4 |
| 55 | BAKER, Bryce | 16-0 | 285 | 17.8 | 34-76 | .447 | 27-62 | .435 | 6-8 | .750 | 8 | 27 | 35 | 2.2 | 12 | 0 | 8 | 8 | 2 | 11 | 101 | 6.3 |
| 15 | KAMARAD, Tommy | 13-6 | 182 | 14.0 | 22-41 | .537 | 8-23 | .348 | 7-11 | .636 | 4 | 32 | 36 | 2.8 | 29 | 1 | 7 | 5 | 6 | 9 | 59 | 4.5 |
| 51 | DUNCOMB, Logan | 14-0 | 129 | 9.2 | 17-31 | .548 | 0-0 | .000 | 13-20 | .650 | 17 | 22 | 39 | 2.8 | 19 | 0 | 3 | 5 | 8 | 8 | 47 | 3.4 |
| 02 | JOLLY, Ryan | 12-5 | 135 | 11.3 | 12-32 | .375 | 7-22 | .318 | 4-5 | .800 | 1 | 6 | 7 | 0.6 | 9 | 0 | 11 | 9 | 1 | 7 | 35 | 2.9 |
| 01 | WILSON, Isaiah | 16-0 | 231 | 14.4 | 10-27 | .370 | 6-13 | .462 | 12-16 | .750 | 2 | 14 | 16 | 1.0 | 30 | 0 | 29 | 14 | 0 | 9 | 38 | 2.4 |
| 05 | DIALLO, Yoro | 15-0 | 85 | 5.7 | 10-16 | .625 | 1-2 | .500 | 2-2 | 1.000 | 7 | 11 | 18 | 1.2 | 17 | 0 | 3 | 6 | 1 | 5 | 23 | 1.5 |
| 14 | VAN BIBBER, Noah | 3-0 | 6 | 2.0 | 1-3 | .333 | 1-3 | .333 | 0-0 | .000 | 0 | 0 | 0 | 0.0 | 0 | 0 | 0 | 1 | 0 | 0 | 3 | 1.0 |
| 21 | HAMILTON, Tai | 12-0 | 70 | 5.8 | 3-10 | .300 | 0-0 | .000 | 3-6 | .500 | 10 | 13 | 23 | 1.9 | 14 | 1 | 0 | 5 | 5 | 3 | 9 | 0.8 |
| 22 | HARRISON, Henry | 2-0 | 2 | 1.0 | 0-0 | .000 | 0-0 | .000 | 0-0 | .000 | 0 | 1 | 1 | 0.5 | 0 | 0 | 0 | 0 | 0 | 0 | 0 | 0.0 |
| 08 | CHRISTY, Cam | 2-0 | 2 | 1.0 | 0-0 | .000 | 0-0 | .000 | 0-0 | .000 | 0 | 0 | 0 | 0.0 | 1 | 0 | 0 | 0 | 0 | 0 | 0 | 0.0 |
| Team | | | | | | | | | | | 30 | 27 | 57 | | | | 11 | | | | | |
| Total..... | | 16 | 3275 | | 471-951 | .495 | 125-338 | .370 | 294-429 | .685 | 173 | 400 | 573 | 35.8 | 315 | 10 | 205 | 203 | 48 | 121 | 1361 | 85.1 |
| Opponents..... | | 16 | 3275 | | 454-987 | .460 | 137-360 | .381 | 265-349 | .759 | 174 | 392 | 566 | 35.4 | 361 | 13 | 206 | 211 | 52 | 108 | 1310 | 81.9 |

| TEAM STATISTICS | WINTHROP | OPP | Date | Opponent | Score | Att. |
|------------------------|----------|---------|------------|-------------------|------------------------|------|
| SCORING | 1361 | 1310 | * 01/02/25 | USC UPSTATE | w 95-76 | 1448 |
| Points per game | 85.1 | 81.9 | * 01/04/25 | at Radford | L 67-87 | 916 |
| Scoring margin | +3.2 | - | * 01/08/25 | at Gardner-Webb | L 83-89 | 625 |
| FIELD GOALS-ATT | 471-951 | 454-987 | * 01/11/25 | LONGWOOD | w 95-76 | 2004 |
| Field goal pct | .495 | .460 | * 01/15/25 | CHARLESTON SO. | w ^{o3} 102-97 | 1667 |
| 3 POINT FG-ATT | 125-338 | 137-360 | * 01/18/25 | at UNC Asheville | L 84-93 | 1812 |
| 3-point FG pct | .370 | .381 | * 01/25/25 | at High Point | L 62-84 | 4623 |
| 3-pt FG made per game | 7.8 | 8.6 | * 01/29/25 | PRESBYTERIAN | w 76-67 | 1884 |
| FREE THROWS-ATT | 294-429 | 265-349 | * 02/01/25 | GARDNER-WEBB | w 96-93 | 2217 |
| Free throw pct | .685 | .759 | * 02/05/25 | at Charleston So. | w 83-65 | 850 |
| F-Throws made per game | 18.4 | 16.6 | * 02/08/25 | at USC Upstate | w 105-95 | 368 |
| REBOUNDS | 573 | 566 | * 02/12/25 | RADFORD | w 78-74 | 1909 |
| Rebounds per game | 35.8 | 35.4 | * 02/15/25 | HIGH POINT | L 66-88 | 2736 |
| Rebounding margin | +0.4 | - | * 02/19/25 | at Presbyterian | w 81-77 | 370 |
| ASSISTS | 205 | 206 | * 02/27/25 | at Longwood | w 85-59 | 2389 |
| Assists per game | 12.8 | 12.9 | * 03/01/25 | UNC ASHEVILLE | w 103-90 | 3085 |
| TURNOVERS | 203 | 211 | | | | |
| Turnovers per game | 12.7 | 13.2 | | | | |
| Turnover margin | +0.5 | - | | | | |
| Assist/turnover ratio | 1.0 | 1.0 | | | | |
| STEALS | 121 | 108 | | | | |
| Steals per game | 7.6 | 6.8 | | | | |
| BLOCKS | 48 | 52 | | | | |
| Blocks per game | 3.0 | 3.3 | | | | |
| ATTENDANCE | 16950 | 11953 | | | | |
| Home games-Avg/Game | 8-2119 | 8-1494 | | | | |
| Neutral site-Avg/Game | - | 0-0 | | | | |

* = Conference game

| Score by Periods | 1st | 2nd | OT | OT2 | OT3 | Totals |
|------------------|-----|-----|----|-----|-----|--------|
| Winthrop | 614 | 716 | 10 | 9 | 12 | 1361 |
| Opponents | 596 | 688 | 10 | 9 | 7 | 1310 |

WINTHROP BASKETBALL

↳ TRADITION RICH PROGRAM ↵

-NCAA D1 Member since 1985-

- 13 Big South Conference Championships (most in conference history)
- 11 NCAA Tournament Appearances (most in conference history and all in the last 22 years)
- Most 20-win seasons in Big South history (15)
- Eight seasons with 23 or more wins and a Big South record 29 wins in 2006-07
- Most wins all-time by Big South member (684) and most league wins all-time (361)
- Only Big South member to earn an 11, 12, 13 and 14 seed in NCAA Tournament
- First Big South member to win an NCAA Tournament game (defeated 6th seeded Notre Dame 74-64 in 2007)
- Big South record 55 conference tournament wins
- Big South record 18 conference championship game appearances
- 23 winning seasons out of 36 NCAA D1 seasons
- Notable Non-Conference Wins (ACC-Clemson (2), Georgia Tech, Miami, Wake Forest/Big East- Providence, Marquette, Notre Dame/Big 10-Illinois/Big 12-Missouri/PAC 12-Washington/SEC-Georgia, Mississippi State, Auburn/Mid-Majors-ODU, Missouri State, Saint Mary's (Ca.), MTSU, at Little Rock/Independent-Miami)
- Three AP All-America selections (Greg Lewis, Keon Johnson, Xavier Cooks)
- 50 All-League selections, 38 All-Tournament Team selections
- Eagles have two of the Top 5 winningest coaches in the history of the league as Gregg Marshall has 194 (2nd) and Pat Kelsey currently has 186 (4th)
- Both are also in the Top 4 for conference wins all-time as Kelsey has 110 (2nd) and Marshall is 4th with 104



WINTHROP
B A S K E T B A L L



#0

Kaleb Evans

Guard / 6-4 / 190 / Fr.
Lexington, S.C.

(Moravian Prep/YNG Dreamerz)

EXTRA DRIBBLE

- Did not play in the opener
- Played travel ball with YNG Dreamerz

CAREER HIGHS

| | |
|-----------|-----|
| Points | n/a |
| Minutes | n/a |
| FGM | n/a |
| FGA | n/a |
| 3PTFGM | n/a |
| 3PTFGA | n/a |
| FTM | n/a |
| FTA | n/a |
| Rebounds | n/a |
| Assists | n/a |
| Blocks | n/a |
| Steals | n/a |
| Turnovers | n/a |

BIG SOUTH

| | |
|-----------|-----|
| Points | n/a |
| Minutes | n/a |
| FGM | n/a |
| FGA | n/a |
| 3PTFGM | n/a |
| 3PTFGAs | n/a |
| FTM | n/a |
| FTA | n/a |
| Rebounds | n/a |
| Assists | n/a |
| Blocks | n/a |
| Steals | n/a |
| Turnovers | n/a |

EXTRA DRIBBLE

- The game at Nebraska was the 100th of his collegiate career
- Led the team with five assists in the loss at George Mason, his 9th game as an Eagle with 4+ in a game
- Has at least one assist in 7-of-8 games with four games of multiple assists
- His three steals tied for the team-high and his career-high for a single-game
- Came off the bench in all 16 conference games averaging 2.4 ppg, 1.0 rpg and 1.8 apg last season
- In 2024-25 he had 14 games with multiple assists and 10 games with three or more
- Dished out a career-best six assists in the 2024-25 season-opener vs. Piedmont
- Missed most of 2023-24 with an injury after missing most of 2022-23
- Played five games in 2024-25 before the injury and played in seven games in 2022-23
- Transferred from Richmond after two seasons
- As a sophomore he appeared in 33 games for the Spiders with 15 starts for a team that won the Atlantic-10 Championship and advanced in the NCAA Tournament
- Played last two years of high school for First Love Christian Academy, leading the team to a 2020 National Christian School Athletic Association national championship semifinals
- No. 5 recruit in Pennsylvania's Class of 2020 by 247Sports.com / No. 35 point guard recruit in Class of 2020 by 247Sports.com
- Began high school career at North Catholic, helping them to Western Pennsylvania Interscholastic Athletic League titles in 2016 and 2017



#1

Isaiah Wilson

Guard / 6-1 / 170 / Sr.
Pittsburgh, Pa.
(Richmond)

CAREER HIGHS

| | | |
|-----------|----|---------------------------------|
| Points | 10 | two times |
| Minutes | 37 | at Mercer (11/19/22) |
| FGM | 4 | Georgia St. (11/16/21) |
| FGA | 7 | two times |
| 3PTFGM | 2 | four times |
| 3PTFGA | 3 | four times |
| FTM | 7 | at Mercer (11/19/22) |
| FTA | 8 | at Mercer (11/19/22) |
| Rebounds | 6 | at Drake (11/20/21) |
| Assists | 6 | two times |
| Blocks | 2 | vs. Eastern Michigan (11/23/22) |
| Steals | 3 | five times |
| Turnovers | 4 | two times |

BIG SOUTH

| | | |
|-----------|----|----------------------------|
| Points | 5 | two times |
| Minutes | 22 | Radford (2/12/25) |
| FGM | 2 | two times |
| FGA | 4 | at UNC Asheville (1/18/25) |
| 3PTFGM | 1 | four times |
| 3PTFGAs | 1 | six times |
| FTM | 4 | at High Point (1/25/25) |
| FTA | 4 | two times |
| Rebounds | 5 | Charleston Sou. (1/15/25) |
| Assists | 6 | at Longwood (2/27/25) |
| Blocks | | |
| Steals | 2 | two times |
| Turnovers | 2 | two times |

#1 WILSON, Isaiah

| Opponent | Date | GS | MIN | Total | | 3-Pointers | | Free throws | | Rebounds | | | | PF | A | TO | BLK | STL | PTS | AVG | |
|---------------------|------------|----|----------|---------------|-------------|-------------|-------------|-------------|------------|-------------|----------|----------|----------|------------|-----------|-----------|-----------|----------|----------|-----------|------------|
| | | | | FG-FGA | PCT | 3FG-3FGA | PCT | FT-FTA | PCT | OFF | DEF | TOT | AVG | | | | | | | | |
| vs Queens (NC) | 11/03/2025 | * | 20:53 | 1-2 | .500 | 0-0 | .000 | 3-4 | .750 | 0 | 3 | 3 | 3.0 | 2 | 3 | 3 | 0 | 3 | 5 | 5.0 | |
| at George Mason | 11/07/2025 | * | 18:36 | 0-4 | .000 | 0-1 | .000 | 2-2 | 1.000 | 1 | 1 | 2 | 2.5 | 2 | 5 | 0 | 0 | 1 | 2 | 3.5 | |
| at Coastal Carolina | 11/11/2025 | * | 24:08 | 1-5 | .200 | 0-2 | .000 | 0-0 | .000 | 0 | 1 | 1 | 2.0 | 3 | 0 | 0 | 0 | 1 | 2 | 3.0 | |
| Mercer | 11/15/2025 | * | 14:11 | 2-4 | .500 | 1-3 | .333 | 0-0 | .000 | 0 | 0 | 0 | 1.5 | 2 | 1 | 1 | 0 | 1 | 5 | 3.5 | |
| at Arkansas | 11/18/2025 | * | 12:19 | 0-2 | .000 | 0-1 | .000 | 0-0 | .000 | 0 | 0 | 0 | 1.2 | 1 | 2 | 2 | 0 | 0 | 0 | 2.8 | |
| at Jackson St. | 11/23/2025 | * | 19:29 | 1-3 | .333 | 0-2 | .000 | 0-0 | .000 | 0 | 1 | 1 | 1.2 | 1 | 1 | 0 | 0 | 0 | 2 | 2.7 | |
| at Nebraska | 11/25/2025 | * | 13:33 | 1-2 | .500 | 0-1 | .000 | 0-0 | .000 | 0 | 0 | 0 | 1.0 | 0 | 1 | 2 | 1 | 1 | 2 | 2.6 | |
| South Carolina St. | 11/29/2025 | * | 10:28 | 0-1 | .000 | 0-1 | .000 | 2-2 | 1.000 | 0 | 1 | 1 | 1.0 | 3 | 3 | 2 | 1 | 0 | 2 | 2.5 | |
| Totals | | | 8 | 133:35 | 6-23 | .261 | 1-11 | .091 | 7-8 | .875 | 1 | 7 | 8 | 1.0 | 14 | 16 | 10 | 2 | 7 | 20 | 2.5 |

Player Averages

| Games Played | Minutes/game | Points/game | FG Pct | 3FG Pct | FT Pct | Rebounds/game | Assists/game | Turnovers/game | Assist/Turnover ratio | Steals/game | Blocks/game |
|--------------|--------------|-------------|--------|---------|--------|---------------|--------------|----------------|-----------------------|-------------|-------------|
| 8 | 16.7 | 2.5 | 26.1 | 9.1 | 87.5 | 1.0 | 2.0 | 1.3 | 1.6 | 0.9 | 0.3 |

| SEASON | TEAM | GP-GS | MIN/AVG | Field Goals | | 3-Point | | F-Throws | | Rebounds | | | | Scoring | | | | | | |
|----------------------|------|---------------|------------------|---------------|-------------|--------------|-------------|---------------|-------------|-----------|-----------|------------|------------|--------------|------------|------------|----------|-----------|------------|------------|
| | | | | FG-FGA | FG% | 3FG-3FGA | 3FG% | FT-FTA | FT% | OFF | DEF | TOT | AVG | PF-FO | A | TO | BLK | STL | PTS | AVG |
| 2020-21 | UR | 20-2 | 156/7.8 | 10-25 | .400 | 5-11 | .455 | 10-19 | .526 | 6 | 13 | 19 | 1.0 | 24-0 | 8 | 11 | 0 | 8 | 35 | 1.8 |
| 2021-22 | UR | 33-15 | 486/14.7 | 25-78 | .321 | 9-37 | .243 | 18-29 | .621 | 7 | 30 | 37 | 1.1 | 63-2 | 22 | 29 | 1 | 19 | 77 | 2.3 |
| 2022-23 | Win | 7-6 | 158/22.6 | 9-24 | .375 | 5-10 | .500 | 16-24 | .667 | 0 | 12 | 12 | 1.7 | 23-2 | 15 | 20 | 2 | 7 | 39 | 5.6 |
| 2024-25 | Win | 33-0 | 390/11.8 | 18-48 | .375 | 8-23 | .348 | 22-31 | .710 | 3 | 25 | 28 | 0.8 | 52-0 | 66 | 32 | 1 | 19 | 66 | 2.0 |
| 2025-26 | Win | 8-8 | 134/16.7 | 6-23 | .261 | 1-11 | .091 | 7-8 | .875 | 1 | 7 | 8 | 1.0 | 14-0 | 16 | 10 | 2 | 7 | 20 | 2.5 |
| TOTAL FOR Win | | 48-14 | 682/14.2 | 33-95 | .347 | 14-44 | .318 | 45-63 | .714 | 4 | 44 | 48 | 1.0 | 89-2 | 97 | 62 | 5 | 33 | 125 | 2.6 |
| TOTAL | | 101-31 | 1324/13.1 | 68-198 | .343 | 28-92 | .304 | 73-111 | .658 | 17 | 87 | 104 | 1.0 | 176-4 | 127 | 102 | 6 | 60 | 237 | 2.3 |



#2

Kareem Rozier

Guard / 5-9 / 160 / Sr.
Detroit, Mich.
(Dukesne)

EXTRA DRIBBLE

- Posted a career-high 23 points in the loss at Arkansas as he knocked down a career-best seven threes
- Is 21-for-40 behind the arc in the last five games
- Has three or more threes in seven straight games after going 0-for-5 in the season-opener
- Leads the Big South in assist/turnover ratio (6.80) and ranks 3rd nationally
- Had three steals in each of the first three games and multiple steals in the first four games (has 4 games with 3)
- The seven assists in the opener tied a career-high
- Tied for 14th in scoring in the Big South (13.3), 2nd with 4.5 apg and 2.8 spg
- Transferred from Duquesne after three seasons with the Dukes
- Averaged 6.7 ppg and 3.3 while finishing 10th in the nation with a 3.09 assist/turnover ratio
- Was one of five Dukes last season to appear in all 32 games
- Four-year starter at Orchard Lake St. Mary's where he led the team to a 20-5 record as a senior and averaged 16.9 points, 8.2 assists and 6.5 rebounds
- 2022 Associated Press All-State First Team selection

CAREER HIGHS

| | | |
|-----------|----|----------------------------|
| Points | 23 | at #21 Arkansas (11/18/25) |
| Minutes | 38 | Princeton (11/15/23) |
| FGM | 8 | at #21 Arkansas (11/18/25) |
| FGA | 13 | two times |
| 3PTFGM | 7 | at #21 Arkansas (11/18/25) |
| 3PTFGA | 10 | two times |
| FTM | 8 | George Mason (3/1/25) |
| FTA | 10 | George Mason (3/1/25) |
| Rebounds | 5 | three times |
| Assists | 7 | three times |
| Blocks | 1 | five times |
| Steals | 5 | at Richmond (2/5/25) |
| Turnovers | 4 | Fordham (2/19/25) |

BIG SOUTH

| | |
|-----------|-----|
| Points | n/a |
| Minutes | n/a |
| FGM | n/a |
| FGA | n/a |
| 3PTFGM | n/a |
| 3PTFGAs | n/a |
| FTM | n/a |
| FTA | n/a |
| Rebounds | n/a |
| Assists | n/a |
| Blocks | n/a |
| Steals | n/a |
| Turnovers | n/a |

#2 ROZIER, Kareem

| Opponent | Date | GS | MIN | Total | | 3-Pointers | | Free throws | | Rebounds | | | | PF | A | TO | BLK | STL | PTS | AVG |
|---------------------|------------|----|-----------------|--------------|-------------|--------------|-------------|--------------|-------------|----------|-----------|-----------|------------|-----------|-----------|----------|----------|-----------|------------|-------------|
| | | | | FG-FGA | PCT | 3FG-3FGA | PCT | FT-FTA | PCT | OFF | DEF | TOT | AVG | | | | | | | |
| vs Queens (NC) | 11/03/2025 | * | 31:14 | 2-12 | .167 | 0-5 | .000 | 4-4 | 1.000 | 0 | 2 | 2 | 2.0 | 1 | 7 | 0 | 0 | 3 | 8 | 8.0 |
| at George Mason | 11/07/2025 | * | 32:07 | 4-13 | .308 | 3-10 | .300 | 1-2 | .500 | 0 | 1 | 1 | 1.5 | 2 | 3 | 2 | 0 | 3 | 12 | 10.0 |
| at Coastal Carolina | 11/11/2025 | * | 30:40 | 5-11 | .455 | 3-7 | .429 | 0-0 | .000 | 0 | 1 | 1 | 1.3 | 1 | 4 | 1 | 0 | 3 | 13 | 11.0 |
| Mercer | 11/15/2025 | * | 24:11 | 7-13 | .538 | 4-7 | .571 | 2-3 | .667 | 0 | 2 | 2 | 1.5 | 1 | 4 | 0 | 0 | 2 | 20 | 13.3 |
| at Arkansas | 11/18/2025 | * | 30:56 | 8-11 | .727 | 7-10 | .700 | 0-0 | .000 | 0 | 2 | 2 | 1.6 | 3 | 5 | 1 | 0 | 0 | 23 | 15.2 |
| at Jackson St. | 11/23/2025 | * | 24:57 | 3-8 | .375 | 3-7 | .429 | 0-0 | .000 | 0 | 2 | 2 | 1.7 | 1 | 4 | 0 | 0 | 1 | 9 | 14.2 |
| at Nebraska | 11/25/2025 | * | 29:48 | 4-14 | .286 | 4-10 | .400 | 2-2 | 1.000 | 0 | 2 | 2 | 1.7 | 1 | 1 | 1 | 0 | 0 | 14 | 14.1 |
| South Carolina St. | 11/29/2025 | * | 25:52 | 5-9 | .556 | 3-6 | .500 | 2-2 | 1.000 | 0 | 3 | 3 | 1.9 | 1 | 6 | 0 | 0 | 3 | 15 | 14.3 |
| Totals | | | 8 229:46 | 38-91 | .418 | 27-62 | .435 | 11-13 | .846 | 0 | 15 | 15 | 1.9 | 11 | 34 | 5 | 0 | 15 | 114 | 14.3 |

Player Averages

| Games Played | Minutes/ game | Points/ game | FG Pct | 3FG Pct | FT Pct | Rebounds/ game | Assists/ game | Turnovers/ game | Assist/Turnover ratio | Steals/ game | Blocks/ game |
|--------------|---------------|--------------|--------|---------|--------|----------------|---------------|-----------------|-----------------------|--------------|--------------|
| 8 | 28.7 | 14.3 | 41.8 | 43.5 | 84.6 | 1.9 | 4.3 | 0.6 | 6.8 | 1.9 | 0.0 |

| SEASON | TEAM | GP-GS | MIN/AVG | Field Goals | | 3-Point | | F-Throws | | Rebounds | | | | Scoring | | | | | | |
|----------------------|---------------|------------------|----------------|-------------|----------------|-------------|----------------|-------------|-----------|------------|------------|------------|--------------|------------|------------|----------|------------|------------|-------------|------|
| | | | | FG-FGA | FG% | 3FG-3FGA | 3FG% | FT-FTA | FT% | OFF | DEF | TOT | AVG | PF-FO | A | TO | BLK | STL | PTS | AVG |
| 2022-23 | DU | 32-0 | 503/15.7 | 41-108 | .380 | 18-46 | .391 | 25-31 | .806 | 12 | 27 | 39 | 1.2 | 49-1 | 68 | 25 | 2 | 22 | 125 | 3.9 |
| 2023-24 | DU | 37-21 | 902/24.4 | 68-175 | .389 | 37-97 | .381 | 21-26 | .808 | 9 | 56 | 65 | 1.8 | 62-1 | 87 | 37 | 2 | 30 | 194 | 5.2 |
| 2024-25 | DU | 32-10 | 850/26.6 | 68-203 | .335 | 35-111 | .315 | 44-62 | .710 | 7 | 54 | 61 | 1.9 | 66-0 | 105 | 34 | 1 | 34 | 215 | 6.7 |
| 2025-26 | Win | 8-8 | 230/28.7 | 38-91 | .418 | 27-62 | .435 | 11-13 | .846 | 0 | 15 | 15 | 1.9 | 11-0 | 34 | 5 | 0 | 15 | 114 | 14.3 |
| TOTAL FOR Win | 8-8 | 230/28.7 | 38-91 | .418 | 27-62 | .435 | 11-13 | .846 | 0 | 15 | 15 | 1.9 | 11-0 | 34 | 5 | 0 | 15 | 114 | 14.3 | |
| TOTAL | 109-39 | 2485/22.8 | 215-577 | .373 | 117-316 | .370 | 101-132 | .765 | 28 | 152 | 180 | 1.7 | 188-2 | 294 | 101 | 5 | 101 | 648 | 5.9 | |



#3

Josh Meo

Guard / 6-4 / 195 / Sr.
Orlando, Fla.
(Coastal Carolina)

EXTRA DRIBBLE

- Has two double-figure scoring games off the bench with a season-high 18 points against Mercer as he was 8-for-9 at the foul line (both career-highs) and 17 points at George Mason
- Dished out a season-best three assists and had a season-high five rebounds at Jackson State
- Transfer from Coastal Carolina where he played in 32 games with 31 starts in 2024-25
- Last season he led Coastal in total assists, was second in steals and fourth in scoring at 8.5 per game
- Dropped in a career-best 20 points against James Madison on Feb. 15, 2025
- Posted 15 games in double-figures at Coastal
- Had previous stops at St. Petersburg College (2022-23) and Mineral Area College (2023-24)

CAREER HIGHS

| | | |
|-----------|-----|---------------------------|
| Points | 20 | James Madison (2/15/25) |
| Minutes | 39 | James Madison (2/15/25) |
| FGM | 7 | James Madison (2/15/25) |
| FGA | 16 | at Old Dominion (1/25/25) |
| 3PTFGM | 4 | Georgia State (2/26/25) |
| 3PTFGA | 7 | two times |
| FTM | 8 | Mercer (11/15/25) |
| FTA | 9 | Mercer (11/15/25) |
| Rebounds | 8 | two times |
| Assists | 7 | two times |
| Blocks | n/a | |
| Steals | 2 | four times |
| Turnovers | 3 | two times |

BIG SOUTH

| | |
|-----------|-----|
| Points | n/a |
| Minutes | n/a |
| FGM | n/a |
| FGA | n/a |
| 3PTFGM | n/a |
| 3PTFGAs | n/a |
| FTM | n/a |
| FTA | n/a |
| Rebounds | n/a |
| Assists | n/a |
| Blocks | n/a |
| Steals | n/a |
| Turnovers | n/a |


#3 MEO, Josh

| Opponent | Date | GS | MIN | Total | | 3-Pointers | | Free throws | | Rebounds | | | | PF | A | TO | BLK | STL | PTS | AVG | |
|---------------------|------------|----|----------|---------------|--------------|-------------|-------------|-------------|--------------|-------------|----------|-----------|-----------|------------|----------|----------|----------|----------|----------|-----------|------------|
| | | | | FG-FGA | PCT | 3FG-3FGA | PCT | FT-FTA | PCT | OFF | DEF | TOT | AVG | | | | | | | | |
| vs Queens (NC) | 11/03/2025 | | 10:22 | 0-3 | .000 | 0-1 | .000 | 0-0 | .000 | 0 | 0 | 0 | 0.0 | 0 | 0 | 0 | 0 | 1 | 0 | 0.0 | |
| at George Mason | 11/07/2025 | | 21:27 | 6-10 | .600 | 2-5 | .400 | 3-3 | 1.000 | 2 | 2 | 4 | 2.0 | 2 | 1 | 1 | 0 | 0 | 17 | 8.5 | |
| at Coastal Carolina | 11/11/2025 | | 25:56 | 3-6 | .500 | 1-3 | .333 | 0-0 | .000 | 0 | 1 | 1 | 1.7 | 2 | 0 | 1 | 0 | 0 | 7 | 8.0 | |
| Mercer | 11/15/2025 | | 17:55 | 5-6 | .833 | 0-0 | .000 | 8-9 | .889 | 0 | 3 | 3 | 2.0 | 4 | 1 | 1 | 0 | 2 | 18 | 10.5 | |
| at Arkansas | 11/18/2025 | | 16:56 | 1-5 | .200 | 0-2 | .000 | 2-2 | 1.000 | 0 | 1 | 1 | 1.8 | 0 | 0 | 1 | 0 | 0 | 4 | 9.2 | |
| at Jackson St. | 11/23/2025 | | 15:45 | 2-5 | .400 | 1-2 | .500 | 0-0 | .000 | 0 | 5 | 5 | 2.3 | 0 | 3 | 1 | 0 | 0 | 5 | 8.5 | |
| at Nebraska | 11/25/2025 | | 13:42 | 0-4 | .000 | 0-2 | .000 | 0-0 | .000 | 0 | 3 | 3 | 2.4 | 0 | 1 | 0 | 0 | 0 | 7.3 | | |
| South Carolina St. | 11/29/2025 | | 21:35 | 3-4 | .750 | 0-1 | .000 | 0-1 | .000 | 0 | 2 | 2 | 2.4 | 1 | 3 | 1 | 0 | 1 | 6 | 7.1 | |
| Totals | | | 0 | 143:39 | 20-43 | .465 | 4-16 | .250 | 13-15 | .867 | 2 | 17 | 19 | 2.4 | 9 | 9 | 6 | 0 | 4 | 57 | 7.1 |

Player Averages

| Games Played | Minutes/game | Points/game | FG Pct | 3FG Pct | FT Pct | Rebounds/game | Assists/game | Turnovers/game | Assist/Turnover ratio | Steals/game | Blocks/game |
|--------------|--------------|-------------|--------|---------|--------|---------------|--------------|----------------|-----------------------|-------------|-------------|
| 8 | 18.0 | 7.1 | 46.5 | 25.0 | 86.7 | 2.4 | 1.1 | 0.8 | 1.5 | 0.5 | 0.0 |

| SEASON | TEAM | GP-GS | MIN/AVG | Field Goals | | 3-Point | | F-Throws | | Rebounds | | | | Scoring | | | | | | |
|----------------------|------|--------------|------------------|----------------|-------------|---------------|-------------|--------------|-------------|-----------|-----------|------------|------------|-------------|-----------|-----------|----------|-----------|------------|------------|
| | | | | FG-FGA | FG% | 3FG-3FGA | 3FG% | FT-FTA | FT% | OFF | DEF | TOT | AVG | PF-FO | A | TO | BLK | STL | PTS | AVG |
| 2024-25 | CCU | 32-31 | 1016/31.7 | 94-251 | .375 | 36-112 | .321 | 49-67 | .731 | 13 | 79 | 92 | 2.9 | 68-1 | 69 | 33 | 0 | 18 | 273 | 8.5 |
| 2025-26 | Win | 8-0 | 144/18.0 | 20-43 | .465 | 4-16 | .250 | 13-15 | .867 | 2 | 17 | 19 | 2.4 | 9-0 | 9 | 6 | 0 | 4 | 57 | 7.1 |
| TOTAL FOR Win | | 8-0 | 144/18.0 | 20-43 | .465 | 4-16 | .250 | 13-15 | .867 | 2 | 17 | 19 | 2.4 | 9-0 | 9 | 6 | 0 | 4 | 57 | 7.1 |
| TOTAL | | 40-31 | 1159/29.0 | 114-294 | .388 | 40-128 | .313 | 62-82 | .756 | 15 | 96 | 111 | 2.8 | 77-1 | 78 | 39 | 0 | 22 | 330 | 8.3 |



#4

Pharrell Boyogueno

Guard / 6-6 / 215 / Sr.
Greenville, S.C.
(Gardner-Webb)

EXTRA DRIBBLE

- One of three Eagles in double-figures at Nebraska as he connected on a season-high three triples and finished with 11 points (Played a season-high 14 minutes)
- Played 13 minutes off the bench vs. Mercer and led the team in rebounding with seven
- Has knocked down a three in 6-of-8 games
- Transfer from Big South for Gardner-Webb
- Was fourth on the team in scoring at 7.9 ppg, which increased to 8.8 ppg in conference play
- Was third on the team in total blocks and second in steals
- Scored a career-high 18 points against USC Upstate on Jan. 18, 2025
- Posted his first career double-double with 12 points and 11 rebounds against USC Upstate on Feb. 15, 2025
- Before Gardner-Webb he attended and played for Caldwell Tech in Hudson, N.C.
- As a sophomore he was second on the team in scoring at 14.2 ppg

CAREER HIGHS

| | | |
|-----------|----|-----------------------------|
| Points | 18 | USC Upstate (1/18/25) |
| Minutes | 34 | at Longwood (2/19/25) |
| FGM | 6 | three times |
| FGA | 13 | Southeastern La. (11/26/24) |
| 3PTFGM | 5 | USC Upstate (1/18/25) |
| 3PTFGA | 9 | USC Upstate (1/18/25) |
| FTM | 6 | Longwood (1/29/25) |
| FTA | 6 | Longwood (1/29/25) |
| Rebounds | 11 | at USC Upstate (2/15/25) |
| Assists | 4 | Queens (12/14/24) |
| Blocks | 4 | UNC Asheville (1/22/25) |
| Steals | 4 | Southeastern La. (11/26/24) |
| Turnovers | 6 | at Winthrop (2/1/25) |

BIG SOUTH

| | |
|-----------|-----|
| Points | n/a |
| Minutes | n/a |
| FGM | n/a |
| FGA | n/a |
| 3PTFGM | n/a |
| 3PTFGAs | n/a |
| FTM | n/a |
| FTA | n/a |
| Rebounds | n/a |
| Assists | n/a |
| Blocks | n/a |
| Steals | n/a |
| Turnovers | n/a |

#4 BOYOGUENO, Pharell

| Opponent | Date | GS | MIN | Total | | 3-Pointers | | Free throws | | Rebounds | | | | PF | A | TO | BLK | STL | PTS | AVG | |
|---------------------|------------|----|----------|--------------|--------------|-------------|-------------|-------------|------------|-------------|----------|-----------|-----------|------------|----------|----------|----------|----------|----------|-----------|------------|
| | | | | FG-FGA | PCT | 3FG-3FGA | PCT | FT-FTA | PCT | OFF | DEF | TOT | AVG | | | | | | | | |
| vs Queens (NC) | 11/03/2025 | | 11:23 | 1-2 | .500 | 1-1 | 1.000 | 0-0 | .000 | 1 | 0 | 1 | 1.0 | 0 | 0 | 0 | 0 | 0 | 3 | 3.0 | |
| at George Mason | 11/07/2025 | | 11:00 | 1-3 | .333 | 1-3 | .333 | 0-0 | .000 | 0 | 2 | 2 | 1.5 | 2 | 0 | 0 | 0 | 0 | 3 | 3.0 | |
| at Coastal Carolina | 11/11/2025 | | 06:35 | 0-1 | .000 | 0-1 | .000 | 0-0 | .000 | 0 | 0 | 0 | 1.0 | 0 | 0 | 1 | 0 | 0 | 0 | 2.0 | |
| Mercer | 11/15/2025 | | 13:22 | 2-4 | .500 | 1-3 | .333 | 0-2 | .000 | 3 | 4 | 7 | 2.5 | 1 | 0 | 1 | 0 | 0 | 5 | 2.8 | |
| at Arkansas | 11/18/2025 | | 12:18 | 2-4 | .500 | 1-3 | .333 | 0-0 | .000 | 0 | 3 | 3 | 2.6 | 0 | 1 | 1 | 1 | 2 | 5 | 3.2 | |
| at Jackson St. | 11/23/2025 | | 13:16 | 1-2 | .500 | 1-2 | .500 | 0-0 | .000 | 1 | 2 | 3 | 2.7 | 1 | 0 | 0 | 0 | 0 | 3 | 3.2 | |
| at Nebraska | 11/25/2025 | | 14:24 | 3-5 | .600 | 3-4 | .750 | 2-2 | 1.000 | 2 | 4 | 6 | 3.1 | 1 | 1 | 0 | 1 | 0 | 11 | 4.3 | |
| South Carolina St. | 11/29/2025 | | 09:51 | 0-1 | .000 | 0-1 | .000 | 0-0 | .000 | 0 | 1 | 1 | 2.9 | 1 | 1 | 1 | 1 | 0 | 0 | 3.8 | |
| Totals | | | 0 | 92:09 | 10-22 | .455 | 8-18 | .444 | 2-4 | .500 | 7 | 16 | 23 | 2.9 | 6 | 3 | 4 | 3 | 2 | 30 | 3.8 |

Player Averages

| Games Played | Minutes/game | Points/game | FG Pct | 3FG Pct | FT Pct | Rebounds/game | Assists/game | Turnovers/game | Assist/Turnover ratio | Steals/game | Blocks/game |
|--------------|--------------|-------------|--------|---------|--------|---------------|--------------|----------------|-----------------------|-------------|-------------|
| 8 | 11.5 | 3.8 | 45.5 | 44.4 | 50.0 | 2.9 | 0.4 | 0.5 | 0.8 | 0.3 | 0.4 |

| SEASON | TEAM | GP-GS | MIN/AVG | Field Goals | | 3-Point | | F-Throws | | Rebounds | | | | Scoring | | | | | | |
|----------------------|------|--------------|-----------------|---------------|-------------|---------------|-------------|--------------|-------------|-----------|-----------|------------|------------|-------------|-----------|-----------|-----------|-----------|------------|------------|
| | | | | FG-FGA | FG% | 3FG-3FGA | 3FG% | FT-FTA | FT% | OFF | DEF | TOT | AVG | PF-FO | A | TO | BLK | STL | PTS | AVG |
| 2024-25 | GW | 28-26 | 696/24.8 | 74-171 | .433 | 36-108 | .333 | 38-48 | .792 | 39 | 81 | 120 | 4.3 | 56-0 | 21 | 39 | 22 | 19 | 222 | 7.9 |
| 2025-26 | Win | 8-0 | 92/11.5 | 10-22 | .455 | 8-18 | .444 | 2-4 | .500 | 7 | 16 | 23 | 2.9 | 6-0 | 3 | 4 | 3 | 2 | 30 | 3.8 |
| TOTAL FOR Win | | 8-0 | 92/11.5 | 10-22 | .455 | 8-18 | .444 | 2-4 | .500 | 7 | 16 | 23 | 2.9 | 6-0 | 3 | 4 | 3 | 2 | 30 | 3.8 |
| TOTAL | | 36-26 | 788/21.9 | 84-193 | .435 | 44-126 | .349 | 40-52 | .769 | 46 | 97 | 143 | 4.0 | 62-0 | 24 | 43 | 25 | 21 | 252 | 7.0 |

EXTRA DRIBBLE

- Played a season-high 10 minutes vs. S.C. State and had a season-high seven points
- Came off the bench for eight minutes vs. Mercer, finishing with five points, two rebounds and a block
- Saw first action of the season in with four minutes off the bench at Coastal Carolina
- Transfer from Georgia Southern where he started eight of the 25 games he appeared as a freshman
- Scored in double-figures three times and had at least one steal in 10 games
- Recorded a double-double on Feb. 8, 2025 at Western Michigan with 11 points, 13 rebounds
- As a senior in high school he was named the South Carolina 2A Player of the Year after averaging 16.2 points, 5.8 rebounds, 2.3 assists and 1.6 steals for Gray Academy
- Led Gray Academy to a third consecutive 2A state championship, named to all-state an Carolinas Classic All-Star teams



#5

Brayhlan Thomas

Guard / 6-6 / 205 / So.
Atlanta, Ga.
(Georgia Southern)

CAREER HIGHS

| | | |
|-----------|----|--------------------------------|
| Points | 11 | two times |
| Minutes | 28 | at Coastal Carolina (1/16/25) |
| FGM | 4 | three times |
| FGA | 9 | ULM (1/2/25) |
| 3PTFGM | 3 | South Alabama (1/4/25) |
| 3PTFGA | 6 | South Alabama (1/4/25) |
| FTM | 3 | Mercer (11/15/25) |
| FTA | 4 | Mercer (11/15/25) |
| Rebounds | 13 | at Western Michigan (2/8/25) |
| Assists | 3 | at Troy (1/30/25) |
| Blocks | 1 | four times |
| Steals | 2 | Southern Miss. (3/5/25) |
| Turnovers | 2 | at Appalachian State (2/20/25) |

BIG SOUTH

| | |
|-----------|-----|
| Points | n/a |
| Minutes | n/a |
| FGM | n/a |
| FGA | n/a |
| 3PTFGM | n/a |
| 3PTFGAs | n/a |
| FTM | n/a |
| FTA | n/a |
| Rebounds | n/a |
| Assists | n/a |
| Blocks | n/a |
| Steals | n/a |
| Turnovers | n/a |

#5 THOMAS, Brayhlan

| Opponent | Date | GS | MIN | Total | | 3-Pointers | | Free throws | | Rebounds | | | | PF A BLK STL PTS AVG | | | | | | |
|---------------------|------------|----|----------------|-------------|-------------|------------|-------------|-------------|-------------|----------|----------|----------|------------|----------------------|----------|----------|----------|----------|-----------|------------|
| | | | | FG-FGA | PCT | 3FG-3FGA | PCT | FT-FTA | PCT | OFF | DEF | TOT | AVG | PF | A | BLK | STL | PTS | AVG | |
| at Coastal Carolina | 11/11/2025 | | 03:56 | 0-0 | .000 | 0-0 | .000 | 0-0 | .000 | 0 | 0 | 0 | 0.0 | 0 | 0 | 0 | 0 | 0 | 0.0 | |
| Mercer | 11/15/2025 | | 08:04 | 1-3 | .333 | 0-0 | .000 | 3-4 | .750 | 1 | 1 | 2 | 1.0 | 0 | 1 | 0 | 1 | 0 | 5 | 2.5 |
| at Jackson St. | 11/23/2025 | | 03:55 | 0-2 | .000 | 0-1 | .000 | 0-0 | .000 | 0 | 0 | 0 | 0.7 | 0 | 0 | 0 | 0 | 0 | 1.7 | |
| South Carolina St. | 11/29/2025 | | 09:43 | 3-7 | .429 | 1-3 | .333 | 0-0 | .000 | 0 | 1 | 1 | 0.8 | 1 | 0 | 0 | 0 | 0 | 7 | 3.0 |
| Totals | | | 0 25:38 | 4-12 | .333 | 1-4 | .250 | 3-4 | .750 | 1 | 2 | 3 | 0.8 | 1 | 1 | 0 | 1 | 0 | 12 | 3.0 |

Player Averages

| Games Played | Minutes/game | Points/game | FG Pct | 3FG Pct | FT Pct | Rebounds/game | Assists/game | Turnovers/game | Assist/Turnover ratio | Steals/game | Blocks/game |
|--------------|--------------|-------------|--------|---------|--------|---------------|--------------|----------------|-----------------------|-------------|-------------|
| 4 | 6.4 | 3.0 | 33.3 | 25.0 | 75.0 | 0.8 | 0.3 | 0.0 | 1.0 | 0.0 | 0.3 |

| SEASON | TEAM | GP-GS | MIN/AVG | Field Goals | | 3-Point | | F-Throws | | Rebounds | | | | Scoring | | | | | | |
|----------------------|------|------------|---------------|-------------|-------------|------------|-------------|------------|-------------|----------|----------|----------|------------|------------|----------|----------|----------|----------|-----------|------------|
| | | | | FG-FGA | FG% | 3FG-3FGA | 3FG% | FT-FTA | FT% | OFF | DEF | TOT | AVG | PF-FO | A | TO | BLK | STL | PTS | AVG |
| 2024-25 | GS | 25-8 | 295/11.8 | 31-91 | .341 | 10-35 | .286 | 6-9 | .667 | 25 | 37 | 62 | 2.5 | 23-0 | 18 | 12 | 3 | 11 | 78 | 3.1 |
| 2025-26 | Win | 4-0 | 26/6.4 | 4-12 | .333 | 1-4 | .250 | 3-4 | .750 | 1 | 2 | 3 | 0.8 | 1-0 | 1 | 0 | 1 | 0 | 12 | 3.0 |
| TOTAL FOR Win | | 4-0 | 26/6.4 | 4-12 | .333 | 1-4 | .250 | 3-4 | .750 | 1 | 2 | 3 | 0.8 | 1-0 | 1 | 0 | 1 | 0 | 12 | 3.0 |



#7

Daylen Berry

Guard / 6-4 / 175 / Sr.
Raleigh, N.C.
(Charleston Southern)

EXTRA DRIBBLE

- Took a season-low two shots vs. S.C. State, but tied for team-lead with six assists (tied career-high)
- Led the Eagles with 14 points at Nebraska and is in double-figures in 6-of-8 games
- Posted 20 or more points in two of the first three games (7 in career)
- Finished with a +20 in the game and was an impressive 9-for-11 at the foul line
- 2025 Big South Preseason All-Conference Second Team
- Transfer from Charleston Southern where he was second in scoring (13.9) and third in rebounding (5.3) with the Bucs
- Ranked 12th in the Big South in scoring last season as well as finishing 4th in steals, 9th in free throw percentage, 10th in assists and 13th in rebounding
- Posted four double-doubles in 2024-25 and had 20 games in double-figures
- Scored a career-high 28 points on Feb. 1, 2025 vs. Longwood
- Transferred to Charleston Southern after two seasons with Charlotte
- Played at Panther Creek H.S. where he was a two-time first team all-conference selection
- Named the Triangle 8 Conference Co-Player of the Year

CAREER HIGHS

| | | |
|-----------|----|-----------------------------|
| Points | 28 | Longwood (2/1/25) |
| Minutes | 53 | at Winthrop (1/15/25) |
| FGM | 9 | two times |
| FGA | 19 | Winthrop (2/5/25) |
| 3PTFGM | 6 | two times |
| 3PTFGA | 11 | two times |
| FTM | 11 | at UNC Asheville (2/15/25) |
| FTA | 13 | at UNC Asheville (2/15/25) |
| Rebounds | 12 | at LSU (11/19/24) |
| Assists | 6 | four times |
| Blocks | 1 | 12 times |
| Steals | 4 | four times |
| Turnovers | 7 | at North Alabama (12/19/24) |

BIG SOUTH

| | | |
|-----------|----|----------------------------|
| Points | 28 | Longwood (2/1/25) |
| Minutes | 53 | at Winthrop (1/15/25) |
| FGM | 9 | two times |
| FGA | 19 | Winthrop (2/5/25) |
| 3PTFGM | 6 | two times |
| 3PTFGAs | 11 | two times |
| FTM | 11 | at UNC Asheville (2/15/25) |
| FTA | 13 | at UNC Asheville (2/15/25) |
| Rebounds | 10 | at Presbyterian (1/22/25) |
| Assists | 6 | USC Upstate (2/22/25) |
| Blocks | 1 | five times |
| Steals | 4 | two times |
| Turnovers | 6 | Presbyterian (2/12/25) |

#7 BERRY, Daylen

| Opponent | Date | GS | MIN | Total | | 3-Pointers | | Free throws | | Rebounds | | | | PF | | A | TO | BLK | STL | PTS | AVG |
|---------------------|------------|----|----------|---------------|--------------|-------------|--------------|-------------|--------------|-------------|----------|-----------|-----------|------------|-----------|-----------|-----------|----------|----------|------------|-------------|
| | | | | FG-FGA | PCT | 3FG-3FGA | PCT | FT-FTA | PCT | OFF | DEF | TOT | AVG | PF | A | | | | | | |
| vs Queens (NC) | 11/03/2025 | * | 30:22 | 6-13 | .462 | 2-7 | .286 | 9-11 | .818 | 0 | 5 | 5 | 5 | 0 | 1 | 1 | 1 | 0 | 0 | 23 | 23.0 |
| at George Mason | 11/07/2025 | * | 24:48 | 4-11 | .364 | 2-6 | .333 | 7-8 | .875 | 1 | 7 | 8 | 6.5 | 4 | 0 | 2 | 0 | 0 | 17 | 20.0 | |
| at Coastal Carolina | 11/11/2025 | * | 34:43 | 7-14 | .500 | 3-6 | .500 | 3-4 | .750 | 1 | 6 | 7 | 6.7 | 2 | 0 | 1 | 0 | 0 | 20 | 20.0 | |
| Mercer | 11/15/2025 | * | 26:17 | 3-8 | .375 | 1-3 | .333 | 4-6 | .667 | 2 | 2 | 4 | 6.0 | 2 | 3 | 2 | 0 | 1 | 11 | 17.8 | |
| at Arkansas | 11/18/2025 | * | 33:24 | 4-13 | .308 | 2-6 | .333 | 1-2 | .500 | 0 | 2 | 2 | 5.2 | 3 | 2 | 2 | 0 | 0 | 11 | 16.4 | |
| at Jackson St. | 11/23/2025 | * | 24:12 | 2-5 | .400 | 1-2 | .500 | 0-0 | .000 | 0 | 4 | 4 | 5.0 | 1 | 1 | 1 | 0 | 0 | 5 | 14.5 | |
| at Nebraska | 11/25/2025 | * | 26:17 | 5-15 | .333 | 2-10 | .200 | 0-0 | .000 | 1 | 5 | 6 | 5.1 | 2 | 2 | 3 | 0 | 0 | 12 | 14.1 | |
| South Carolina St. | 11/29/2025 | | 17:45 | 1-2 | .500 | 0-1 | .000 | 0-0 | .000 | 0 | 0 | 0 | 4.5 | 1 | 6 | 2 | 0 | 1 | 2 | 12.6 | |
| Totals | | | 7 | 217:48 | 32-81 | .395 | 13-41 | .317 | 24-31 | .774 | 5 | 31 | 36 | 4.5 | 16 | 15 | 14 | 0 | 2 | 101 | 12.6 |

Player Averages

| Games Played | Minutes/game | Points/game | FG Pct | 3FG Pct | FT Pct | Rebounds/game | Assists/game | Turnovers/game | Assist/Turnover ratio | Steals/game | Blocks/game |
|--------------|--------------|-------------|--------|---------|--------|---------------|--------------|----------------|-----------------------|-------------|-------------|
| 8 | 27.2 | 12.6 | 39.5 | 31.7 | 77.4 | 4.5 | 1.9 | 1.8 | 1.1 | 0.3 | 0.0 |

| SEASON | TEAM | GP-GS | | Field Goals | | 3-Point | | F-Throws | | Rebounds | | | | Scoring | | | | | | | | |
|----------------------|--------------|------------------|----------------|-------------|---------------|-------------|----------------|-------------|-----------|------------|------------|------------|--------------|------------|------------|-----------|-----------|------------|-------------|-----|-----|------|
| | | GP | GS | MIN | AVG | FG-FGA | FG% | 3FG-3FGA | 3FG% | FT-FTA | FT% | OFF | DEF | TOT | AVG | PF-FO | A | TO | BLK | STL | PTS | AVG |
| 2022-23 | CLT | 21 | 0 | 147 | 7.0 | 12-34 | .353 | 2-15 | .133 | 3-7 | .429 | 5 | 14 | 19 | 0.9 | 10-0 | 6 | 10 | 1 | 11 | 29 | 1.4 |
| 2023-24 | CLT | 16 | 0 | 133 | 8.3 | 10-30 | .333 | 3-16 | .188 | 2-4 | .500 | 0 | 11 | 11 | 0.7 | 8-0 | 7 | 11 | 0 | 5 | 25 | 1.6 |
| 2024-25 | ChaSou | 32 | 32 | 1147 | 35.8 | 132-341 | .387 | 55-193 | .285 | 122-158 | .772 | 29 | 142 | 171 | 5.3 | 71-3 | 89 | 106 | 11 | 54 | 441 | 13.8 |
| 2025-26 | Win | 8 | 7 | 218 | 27.2 | 32-81 | .395 | 13-41 | .317 | 24-31 | .774 | 5 | 31 | 36 | 4.5 | 16-0 | 15 | 14 | 0 | 2 | 101 | 12.6 |
| TOTAL FOR Win | 8-7 | 218/27.2 | 32-81 | .395 | 13-41 | .317 | 24-31 | .774 | 5 | 31 | 36 | 4.5 | 16-0 | 15 | 14 | 0 | 2 | 101 | 12.6 | | | |
| TOTAL | 77-39 | 1644/21.4 | 186-486 | .383 | 73-265 | .275 | 151-200 | .755 | 39 | 198 | 237 | 3.1 | 105-3 | 117 | 141 | 12 | 72 | 596 | 7.7 | | | |



#8

Cam Christy

Guard / 6-4 / 200 / Sr.
Walton, Ky.
(Mount St. Joseph Univ.)

EXTRA DRIBBLE

- Saw first action of the season with three minutes vs. Mercer and scored first bucket of the season with a stick back vs. S.C. State
- Posted four points in the final three minutes of win over Bob Jones (12/12/24)
- Saw first action as an Eagle in the season opener with three minutes against Piedmont
- Walk-on and did not play in 2023-24
- 2021 and 2022 All-District Selection
- 2020, 2021, 2022 All-Conference Selection

CAREER HIGHS

| | | |
|-----------|-----|----------------------|
| Points | 4 | Bob Jones (12/12/24) |
| Minutes | 3 | four times |
| FGM | 2 | Bob Jones (12/12/24) |
| FGA | 3 | two times |
| 3PTFGM | n/a | |
| 3PTFGA | 1 | two times |
| FTM | 1 | Piedmont (11/4/24) |
| FTA | 2 | Piedmont (11/4/24) |
| Rebounds | 3 | Piedmont (11/4/24) |
| Assists | 1 | Piedmont (11/4/24) |
| Blocks | n/a | |
| Steals | n/a | |
| Turnovers | 1 | Bob Jones (12/12/24) |

BIG SOUTH

| | |
|-----------|-------------|
| Points | n/a |
| Minutes | 1 two times |
| FGM | n/a |
| FGA | n/a |
| 3PTFGM | n/a |
| 3PTFGAs | n/a |
| FTM | n/a |
| FTA | n/a |
| Rebounds | n/a |
| Assists | n/a |
| Blocks | n/a |
| Steals | n/a |
| Turnovers | n/a |

#8 CHRISTY, Cam

| Opponent | Date | GS | MIN | Total | | 3-Pointers | | Free throws | | Rebounds | | | | PF | A | TO | BLK | STL | PTS | AVG |
|--------------------|------------|----------|--------------|------------|-------------|------------|-------------|-------------|-------------|----------|----------|----------|------------|----------|----------|----------|----------|----------|----------|------------|
| | | | | FG | FGA | PCT | 3FG | 3FGA | PCT | FT | FTA | PCT | OFF | | | | | | | |
| Mercer | 11/15/2025 | | 03:31 | 0-0 | .000 | 0-0 | .000 | 0-0 | .000 | 0 | 0 | 0 | 0.0 | 0 | 0 | 0 | 0 | 0 | 0 | 0.0 |
| South Carolina St. | 11/29/2025 | | 02:07 | 1-2 | .500 | 0-0 | .000 | 0-0 | .000 | 1 | 0 | 1 | 0.5 | 0 | 0 | 1 | 0 | 0 | 2 | 1.0 |
| Totals | | 0 | 05:38 | 1-2 | .500 | 0-0 | .000 | 0-0 | .000 | 1 | 0 | 1 | 0.5 | 0 | 0 | 1 | 0 | 0 | 2 | 1.0 |

Player Averages

| Games Played | Minutes/game | Points/game | FG Pct | 3FG Pct | FT Pct | Rebounds/game | Assists/game | Turnovers/game | Assist/Turnover ratio | Steals/game | Blocks/game |
|--------------|--------------|-------------|--------|---------|--------|---------------|--------------|----------------|-----------------------|-------------|-------------|
| 2 | 2.8 | 1.0 | 50.0 | 0.0 | 0.0 | 0.5 | 0.0 | 0.5 | 0.0 | 0.0 | 0.0 |

| | | | | Field Goals | | 3-Point | | F-Throws | | Rebounds | | | | Scoring | | | | | | | | | | |
|--------------|------|------------|---------------|-------------|-------------|------------|-------------|------------|-------------|----------|----------|----------|------------|------------|----------|----------|----------|----------|----------|------------|-----|-----|-----|-----|
| SEASON | TEAM | GP-GS | MIN/AVG | FG | FGA | FG% | 3FG | 3FGA | 3FG% | FT | FTA | FT% | OFF | DEF | TOT | AVG | PF | FO | A | TO | BLK | STL | PTS | AVG |
| 2024-25 | Win | 7-0 | 14/2.0 | 2-8 | .250 | 0-2 | .000 | 1-2 | .500 | 2 | 3 | 5 | 0.7 | 2-0 | 1 | 1 | 0 | 0 | 5 | 0.7 | | | | |
| 2025-26 | Win | 2-0 | 6/2.8 | 1-2 | .500 | 0-0 | .000 | 0-0 | .000 | 1 | 0 | 1 | 0.5 | 0-0 | 0 | 1 | 0 | 0 | 2 | 1.0 | | | | |
| TOTAL | | 9-0 | 19/2.1 | 3-10 | .300 | 0-2 | .000 | 1-2 | .500 | 3 | 3 | 6 | 0.7 | 2-0 | 1 | 2 | 0 | 0 | 7 | 0.8 | | | | |

EXTRA DRIBBLE

- Coming off a season-high 21 points behind five triples vs. S.C. State
- Dished out a season-high five assists at Jackson State, more than he had combined for all season (4)
- Reached 200 career threes during his 5-for-9 performance behind the arc vs. S.C. State
- Scored 16 in the loss at #21 Arkansas as he was 4-of-6 from three
- Second on the team with 14 made threes, ranks 6th in Big South at 2.33 per game
- Transfer from San Diego where he started 14 of the 29 games he appeared
- Averaged 8.9 ppg with the Toreros and was fifth on the team in steals with 28
- Scored a career-high 35 points against Portland on Mar. 1, 2025 behind a career-best eight made threes
- He posted 13 double-figure games in 2024-15
- Began his collegiate career at NAIA St. Katherine's where he averaged 14.7 ppg
- Transferred Southeastern Oklahoma State for his sophomore and junior seasons
- Enjoyed best season at SE Oklahoma State as a junior, averaging 17.7 ppg, 5.2 rpg and connected on 84 triples
- In his final season with SEOS he helped the team to a 2024 Great American Conference regular season title
- Earned All-First Team GAC honors and was a Second Team Academic All-American



#11
Kody Clouet
 Guard / 6-5 / 210 / Sr.
 San Marcos, Calif.
 (San Diego)

CAREER HIGHS

| | | |
|------------|----|---------------------------------|
| Points | 35 | Portland (3/1/25) |
| Minutes* | 37 | two times |
| FGM | 12 | Portland (3/1/25) |
| FGA | 20 | NW Oklahoma (12/17/22) |
| 3PTFGM | 8 | Portland (3/1/25) |
| 3PTFGA | 13 | Ouachita Baptist (2/22/24) |
| FTM | 15 | Augustana-SD (11/11/23) |
| FTA | 16 | Augustana-SD (11/11/23) |
| Rebounds | 12 | at Southern Nazarene (11/30/22) |
| Assists | 7 | Southern Nazarene (3/9/24) |
| Blocks | 3 | at Wayne St.-NE (11/11/22) |
| Steals | 5 | Southern Nazarene (3/9/24) |
| Turnovers* | 3 | three times |

BIG SOUTH

| | |
|-----------|-----|
| Points | n/a |
| Minutes | n/a |
| FGM | n/a |
| FGA | n/a |
| 3PTFGM | n/a |
| 3PTFGAs | n/a |
| FTM | n/a |
| FTA | n/a |
| Rebounds | n/a |
| Assists | n/a |
| Blocks | n/a |
| Steals | n/a |
| Turnovers | n/a |

* indicates only from San Diego

#11 CLOUET, Kody

| Opponent | Date | GS | MIN | Total | | 3-Pointers | | Free throws | | Rebounds | | | | PF | A | TO | BLK | STL | PTS | AVG | |
|---------------------|------------|----|----------|---------------|--------------|-------------|--------------|-------------|--------------|-------------|----------|-----------|-----------|------------|-----------|-----------|----------|----------|----------|-----------|-------------|
| | | | | FG-FGA | PCT | 3FG-3FGA | PCT | FT-FTA | PCT | OFF | DEF | TOT | AVG | | | | | | | | |
| vs Queens (NC) | 11/03/2025 | * | 29:57 | 3-9 | .333 | 3-8 | .375 | 0-0 | .000 | 1 | 3 | 4 | 4.0 | 1 | 0 | 0 | 0 | 2 | 9 | 9.0 | |
| at George Mason | 11/07/2025 | * | 25:37 | 3-9 | .333 | 3-9 | .333 | 4-4 | 1.000 | 1 | 1 | 2 | 3.0 | 2 | 2 | 0 | 1 | 0 | 13 | 11.0 | |
| at Coastal Carolina | 11/11/2025 | * | 20:21 | 1-4 | .250 | 0-2 | .000 | 1-2 | .500 | 0 | 2 | 2 | 2.7 | 2 | 0 | 0 | 0 | 0 | 3 | 8.3 | |
| Mercer | 11/15/2025 | * | 17:27 | 4-7 | .571 | 3-5 | .600 | 3-6 | .500 | 1 | 3 | 4 | 3.0 | 1 | 1 | 1 | 0 | 0 | 14 | 9.8 | |
| at Arkansas | 11/18/2025 | * | 23:32 | 6-9 | .667 | 4-6 | .667 | 0-0 | .000 | 1 | 3 | 4 | 3.2 | 3 | 1 | 0 | 0 | 0 | 16 | 11.0 | |
| at Jackson St. | 11/23/2025 | * | 23:47 | 3-9 | .333 | 1-6 | .167 | 2-2 | 1.000 | 2 | 3 | 5 | 3.5 | 0 | 5 | 2 | 1 | 0 | 9 | 10.7 | |
| at Nebraska | 11/25/2025 | * | 23:40 | 1-6 | .167 | 1-6 | .167 | 2-2 | 1.000 | 1 | 2 | 3 | 3.4 | 0 | 0 | 0 | 0 | 0 | 5 | 9.9 | |
| South Carolina St. | 11/29/2025 | * | 24:13 | 8-13 | .615 | 5-9 | .556 | 0-0 | .000 | 2 | 3 | 5 | 3.6 | 3 | 2 | 0 | 0 | 3 | 21 | 11.3 | |
| Totals | | | 8 | 188:34 | 29-66 | .439 | 20-51 | .392 | 12-16 | .750 | 9 | 20 | 29 | 3.6 | 12 | 11 | 3 | 2 | 5 | 90 | 11.3 |

Player Averages

| Games Played | Minutes/game | Points/game | FG Pct | 3FG Pct | FT Pct | Rebounds/game | Assists/game | Turnovers/game | Assist/Turnover ratio | Steals/game | Blocks/game |
|--------------|--------------|-------------|--------|---------|--------|---------------|--------------|----------------|-----------------------|-------------|-------------|
| 8 | 23.6 | 11.3 | 43.9 | 39.2 | 75.0 | 3.6 | 1.4 | 0.4 | 3.7 | 0.6 | 0.3 |

| SEASON | TEAM | GP-GS | MIN/AVG | Field Goals | | 3-Point | | F-Throws | | Rebounds | | | | Scoring | | | | | | |
|----------------------|------|--------------|------------------|----------------|-------------|----------------|-------------|----------------|-------------|------------|------------|------------|------------|--------------|------------|-----------|-----------|------------|-------------|-------------|
| | | | | FG-FGA | FG% | 3FG-3FGA | 3FG% | FT-FTA | FT% | OFF | DEF | TOT | AVG | PF-FO | A | TO | BLK | STL | PTS | AVG |
| 2022-23 | SE | 28-28 | 824/29.4 | 112-269 | .416 | 54-141 | .383 | 54-68 | .794 | 37 | 113 | 150 | 5.4 | 49-1 | 55 | 29 | 11 | 26 | 332 | 11.9 |
| 2023-24 | SE | 32-32 | 1137/35.5 | 183-364 | .503 | 84-196 | .429 | 116-144 | .806 | 47 | 119 | 166 | 5.2 | 63-0 | 66 | 40 | 14 | 48 | 566 | 17.7 |
| 2024-25 | SD | 29-14 | 676/23.3 | 77-230 | .335 | 46-142 | .324 | 59-66 | .894 | 7 | 70 | 77 | 2.7 | 56-0 | 28 | 26 | 10 | 28 | 259 | 8.9 |
| 2025-26 | Win | 8-8 | 189/23.6 | 29-66 | .439 | 20-51 | .392 | 12-16 | .750 | 9 | 20 | 29 | 3.6 | 12-0 | 11 | 3 | 2 | 5 | 90 | 11.3 |
| TOTAL FOR Win | | 8-8 | 189/23.6 | 29-66 | .439 | 20-51 | .392 | 12-16 | .750 | 9 | 20 | 29 | 3.6 | 12-0 | 11 | 3 | 2 | 5 | 90 | 11.3 |
| TOTAL | | 97-82 | 2827/29.1 | 401-929 | .432 | 204-530 | .385 | 241-294 | .820 | 100 | 322 | 422 | 4.4 | 180-1 | 160 | 98 | 37 | 107 | 1247 | 12.9 |



#15

Tommy Kamarad

Forward / 6-8 / 205 / Sr.
Buford, Ga.
(Arkansas Tech)

EXTRA DRIBBLE

- Made first start of the season vs. S.C. State and finished with a season-high 19 points (most as an Eagle)
- Solid game off the bench at Nebraska with 8 points, 4 rebounds, 2 assists and a steal
- Had three steals at Jackson State and now has three in a game twice over the last three contests
- Has connected on at least one three in five straight games and 7-of-8 on the year
- In the win over Mercer he posted a season-high 11 points as he was a perfect 4-for-4 at the foul line
- Started the opener and finished in double-figures with 10 points in just 10 minutes of action
- His 100th collegiate game came on Nov. 23 at Jackson State
- Started the last nine games of 2024-25 and in those nine games he averaged 6.1 ppg, 3.3 rpg and shooting 55 percent from the floor
- Came to Winthrop after playing two seasons at Arkansas Tech, starting 58-of-63 games played
- Helped the team to a Great American Conference Championship
- Named to the GACC All-Tournament Team

CAREER HIGHS

| | | |
|-----------|----|-------------------------------|
| Points | 22 | five times |
| Minutes | 38 | at SE Oklahoma (2/1/24) |
| FGM | 9 | at Oklahoma Baptist (1/11/24) |
| FGA | 15 | at SE Oklahoma (2/1/24) |
| 3PTFGM | 5 | three times |
| 3PTFGA | 10 | at SE Oklahoma (2/1/24) |
| FTM | 8 | two times |
| FTA | 8 | two times |
| Rebounds | 11 | Northwestern Okla. (3/9/24) |
| Assists | 4 | Ouachita Baptist (12/2/23) |
| Blocks | 3 | four times |
| Steals | 3 | three times |
| Turnovers | 3 | vs. Queens (11/3/25) |

BIG SOUTH

| | | |
|-----------|----|-------------------------|
| Points | 16 | at USC Upstate (2/8/25) |
| Minutes | 27 | at USC Upstate (2/8/25) |
| FGM | 6 | at USC Upstate (2/8/25) |
| FGA | 8 | at USC Upstate (2/8/25) |
| 3PTFGM | 2 | two times |
| 3PTFGAs | 4 | Gardner-Webb (2/1/25) |
| FTM | 2 | at USC Upstate (2/8/25) |
| FTA | 3 | at USC Upstate (2/8/25) |
| Rebounds | 8 | at USC Upstate (2/8/25) |
| Assists | 2 | two times |
| Blocks | 1 | four times |
| Steals | 2 | two times |
| Turnovers | 1 | three games |

#15 KAMARAD, Tommy

| Opponent | Date | GS | MIN | Total | | 3-Pointers | | Free throws | | Rebounds | | | | PF | A | TO | BLK | STL | PTS | AVG | |
|---------------------|------------|----|----------|---------------|--------------|-------------|--------------|-------------|------------|--------------|----------|-----------|-----------|------------|----------|----------|----------|----------|-----------|-----------|------------|
| | | | | FG-FGA | PCT | 3FG-3FGA | PCT | FT-FTA | PCT | OFF | DEF | TOT | AVG | | | | | | | | |
| vs Queens (NC) | 11/03/2025 | | 10:16 | 4-5 | .800 | 2-2 | 1.000 | 0-0 | .000 | 1 | 0 | 1 | 1.0 | 1 | 0 | 3 | 1 | 1 | 10 | 10.0 | |
| at George Mason | 11/07/2025 | | 13:47 | 1-4 | .250 | 1-2 | .500 | 2-2 | 1.000 | 1 | 1 | 2 | 1.5 | 2 | 0 | 0 | 0 | 0 | 5 | 7.5 | |
| at Coastal Carolina | 11/11/2025 | | 04:16 | 0-1 | .000 | 0-0 | .000 | 0-0 | .000 | 0 | 0 | 0 | 1.0 | 0 | 2 | 0 | 0 | 0 | 5.0 | | |
| at Arkansas | 11/15/2025 | | 18:12 | 3-6 | .500 | 1-2 | .500 | 4-4 | 1.000 | 2 | 2 | 4 | 1.8 | 1 | 1 | 0 | 0 | 3 | 11 | 6.5 | |
| at Arkansas | 11/18/2025 | | 09:14 | 1-3 | .333 | 1-3 | .333 | 0-0 | .000 | 0 | 2 | 2 | 1.8 | 0 | 3 | 1 | 0 | 0 | 3 | 5.8 | |
| at Jackson St. | 11/23/2025 | | 14:39 | 3-6 | .500 | 1-3 | .333 | 0-0 | .000 | 3 | 1 | 4 | 2.2 | 0 | 1 | 1 | 0 | 3 | 7 | 6.0 | |
| at Nebraska | 11/25/2025 | | 18:48 | 3-6 | .500 | 2-4 | .500 | 0-0 | .000 | 1 | 3 | 4 | 2.4 | 2 | 2 | 0 | 0 | 1 | 8 | 6.3 | |
| South Carolina St. | 11/29/2025 | * | 22:20 | 7-9 | .778 | 2-3 | .667 | 3-3 | 1.000 | 1 | 2 | 3 | 2.5 | 1 | 0 | 1 | 1 | 2 | 19 | 7.9 | |
| Totals | | | 1 | 111:31 | 22-40 | .550 | 10-19 | .526 | 9-9 | 1.000 | 9 | 11 | 20 | 2.5 | 7 | 9 | 6 | 2 | 10 | 63 | 7.9 |

Player Averages

| Games Played | Minutes/game | Points/game | FG Pct | 3FG Pct | FT Pct | Rebounds/game | Assists/game | Turnovers/game | Assist/Turnover ratio | Steals/game | Blocks/game |
|--------------|--------------|-------------|--------|---------|--------|---------------|--------------|----------------|-----------------------|-------------|-------------|
| 8 | 13.9 | 7.9 | 55.0 | 52.6 | 100.0 | 2.5 | 1.1 | 0.8 | 1.5 | 1.3 | 0.3 |

| SEASON | TEAM | GP-GS | MIN/AVG | Field Goals | | 3-Point | | F-Throws | | Rebounds | | | | Scoring | | | | | | |
|----------------------|------|---------------|------------------|----------------|-------------|----------------|-------------|----------------|-------------|------------|------------|------------|------------|--------------|-----------|------------|-----------|-----------|------------|------------|
| | | | | FG-FGA | FG% | 3FG-3FGA | 3FG% | FT-FTA | FT% | OFF | DEF | TOT | AVG | PF-FO | A | TO | BLK | STL | PTS | AVG |
| 2022-23 | ATU | 31-28 | 707/22.8 | 81-195 | .415 | 29-81 | .358 | 52-62 | .839 | 35 | 86 | 121 | 3.9 | 74-1 | 27 | 36 | 24 | 26 | 243 | 7.8 |
| 2023-24 | ATU | 32-30 | 873/27.3 | 143-281 | .509 | 47-118 | .398 | 58-71 | .817 | 53 | 112 | 165 | 5.2 | 84-3 | 42 | 47 | 33 | 17 | 391 | 12.2 |
| 2024-25 | Win | 31-14 | 420/13.6 | 44-101 | .436 | 16-62 | .258 | 15-29 | .517 | 19 | 63 | 82 | 2.6 | 54-1 | 16 | 12 | 11 | 18 | 119 | 3.8 |
| 2025-26 | Win | 8-1 | 112/13.9 | 22-40 | .550 | 10-19 | .526 | 9-9 | 1.000 | 9 | 11 | 20 | 2.5 | 7-0 | 9 | 6 | 2 | 10 | 63 | 7.9 |
| TOTAL FOR Win | | 39-15 | 532/13.6 | 66-141 | .468 | 26-81 | .321 | 24-38 | .632 | 28 | 74 | 102 | 2.6 | 61-1 | 25 | 18 | 13 | 28 | 182 | 4.7 |
| TOTAL | | 102-73 | 2112/20.7 | 290-617 | .470 | 102-280 | .364 | 134-171 | .784 | 116 | 272 | 388 | 3.8 | 219-5 | 94 | 101 | 70 | 71 | 816 | 8.0 |



#21

Tai Hamilton

Forward / 6-10 / 200 / Jr.
Charlotte, N.C.
(William & Mary)

EXTRA DRIBBLE

- Had only taken one shot all season before coming off the bench for 10 points and four rebounds at Jackson State
- Followed that up with four points, four rebounds at Nebraska
- The 10 points matched his career-best as he was 3-for-3 from the field and 4-for-4 at the foul line
- Against Mercer he had a six rebound and one assist performance in 15 minutes
- Had six multi-block games and was tied 8th in the Big South in blocks per game (0.8) in 2024-25
- Posted a double-double in the opener with 10 points, 10 rebounds (both career-highs) vs. Piedmont
- Transferred from William & Mary where he played in 26 games as a freshman
- Ranked 14th in the Coastal Athletic Association in blocks per game (nearly one per game - .85)
- Only played two years of high school basketball
- Selected for Queen City All-Star Game in 2023
- Led state of North Carolina with 4.6 blocks per game in 2021-22
- Played AAU for ACE Elite in 2021 and 2022

CAREER HIGHS

| | | |
|-----------|-----|---------------------------------|
| Points | 10 | two times |
| Minutes | 23 | at Col. of Charleston (2/19/24) |
| FGM | 4 | two times |
| FGA | 5 | at Queens (12/3/24) |
| 3PTFGM | n/a | |
| 3PTFGA | n/a | |
| FTM | 4 | two times |
| FTA | 6 | Piedmont (11/4/24) |
| Rebounds | 10 | Piedmont (11/4/24) |
| Assists | 2 | three times |
| Blocks | 4 | two times |
| Steals | 3 | Delaware (2/1/24) |
| Turnovers | 3 | three times |

BIG SOUTH

| | | |
|-----------|-----|-------------------------------|
| Points | 4 | at Radford (1/4/25) |
| Minutes | 18 | Charleston Southern (1/15/25) |
| FGM | 1 | three times |
| FGA | 3 | Charleston Southern (1/15/25) |
| 3PTFGM | n/a | |
| 3PTFGAs | n/a | |
| FTM | 2 | at Radford (1/4/25) |
| FTA | 2 | three times |
| Rebounds | 6 | Charleston Southern (1/15/25) |
| Assists | n/a | |
| Blocks | 2 | at Gardner-Webb (1/8/25) |
| Steals | 2 | at Radford (1/4/25) |
| Turnovers | 1 | three times |

#21 HAMILTON, Tai

| Opponent | Date | GS | MIN | Total | | 3-Pointers | | Free throws | | Rebounds | | | | PF | | | | PTS | AVG | |
|---------------------|------------|----|----------------|------------|-------------|------------|-------------|-------------|-------------|----------|-----------|-----------|------------|-----------|----------|----------|----------|----------|-----------|------------|
| | | | | FG-FGA | PCT | 3FG-3FGA | PCT | FT-FTA | PCT | OFF | DEF | TOT | AVG | PF | A | TO | BLK | | | STL |
| vs Queens (NC) | 11/03/2025 | | 07:53 | 0-0 | .000 | 0-0 | .000 | 0-0 | .000 | 0 | 0 | 0 | 0.0 | 4 | 0 | 1 | 2 | 0 | 0 | 0.0 |
| at George Mason | 11/07/2025 | | 05:04 | 0-0 | .000 | 0-0 | .000 | 0-0 | .000 | 0 | 1 | 1 | 0.5 | 2 | 0 | 0 | 1 | 0 | 0 | 0.0 |
| at Coastal Carolina | 11/11/2025 | | 02:16 | 0-0 | .000 | 0-0 | .000 | 0-0 | .000 | 0 | 0 | 0 | 0.3 | 0 | 0 | 0 | 0 | 0 | 0 | 0.0 |
| Mercer | 11/15/2025 | | 14:36 | 0-1 | .000 | 0-0 | .000 | 0-0 | .000 | 1 | 5 | 6 | 1.8 | 4 | 1 | 2 | 0 | 0 | 0 | 0.0 |
| at Arkansas | 11/18/2025 | | 05:31 | 0-0 | .000 | 0-0 | .000 | 0-0 | .000 | 0 | 0 | 0 | 1.4 | 1 | 0 | 0 | 0 | 0 | 0 | 0.0 |
| at Jackson St. | 11/23/2025 | | 11:39 | 3-3 | 1.000 | 0-0 | .000 | 4-4 | 1.000 | 2 | 2 | 4 | 1.8 | 1 | 1 | 0 | 0 | 1 | 10 | 1.7 |
| at Nebraska | 11/25/2025 | | 13:55 | 2-3 | .667 | 0-0 | .000 | 0-2 | .000 | 1 | 3 | 4 | 2.1 | 1 | 2 | 1 | 1 | 0 | 4 | 2.0 |
| Totals | | | 0 60:54 | 5-7 | .714 | 0-0 | .000 | 4-6 | .667 | 4 | 11 | 15 | 2.1 | 13 | 4 | 4 | 4 | 1 | 14 | 2.0 |

Player Averages

| Games Played | Minutes/game | Points/game | FG Pct | 3FG Pct | FT Pct | Rebounds/game | Assists/game | Turnovers/game | Assist/Turnover ratio | Steals/game | Blocks/game |
|--------------|--------------|-------------|--------|---------|--------|---------------|--------------|----------------|-----------------------|-------------|-------------|
| 7 | 8.7 | 2.0 | 71.4 | 0.0 | 66.7 | 2.1 | 0.6 | 0.6 | 1.0 | 0.1 | 0.6 |

| SEASON | TEAM | GP-GS | MIN/AVG | Field Goals | | 3-Point | | F-Throws | | Rebounds | | | | Scoring | | | | | | |
|----------------------|------|-------------|----------------|--------------|-------------|------------|-------------|--------------|-------------|-----------|------------|------------|------------|--------------|-----------|-----------|-----------|-----------|------------|------------|
| | | | | FG-FGA | FG% | 3FG-3FGA | 3FG% | FT-FTA | FT% | OFF | DEF | TOT | AVG | PF-FO | A | TO | BLK | STL | PTS | AVG |
| 2023-24 | W&M | 26-0 | 316/12.2 | 16-28 | .571 | 0-0 | .000 | 6-23 | .261 | 25 | 55 | 80 | 3.1 | 64-4 | 6 | 18 | 22 | 13 | 38 | 1.5 |
| 2024-25 | Win | 28-0 | 220/7.9 | 18-37 | .486 | 0-0 | .000 | 18-32 | .563 | 31 | 38 | 69 | 2.5 | 48-2 | 4 | 13 | 22 | 11 | 54 | 1.9 |
| 2025-26 | Win | 7-0 | 61/8.7 | 5-7 | .714 | 0-0 | .000 | 4-6 | .667 | 4 | 11 | 15 | 2.1 | 13-0 | 4 | 4 | 4 | 1 | 14 | 2.0 |
| TOTAL FOR Win | | 35-0 | 281/8.0 | 23-44 | .523 | 0-0 | .000 | 22-38 | .579 | 35 | 49 | 84 | 2.4 | 61-2 | 8 | 17 | 26 | 12 | 68 | 1.9 |
| TOTAL | | 61-0 | 597/9.8 | 39-72 | .542 | 0-0 | .000 | 28-61 | .459 | 60 | 104 | 164 | 2.7 | 125-6 | 14 | 35 | 48 | 25 | 106 | 1.7 |



#22

Henry Harrison

Guard / 5-11 / 175 / Jr.
Lewisburg, Pa.
(Lewisburg H.S.)

EXTRA DRIBBLE

- Saw first action of the season vs. Mercer with three minutes
- Saw action in seven games in each of his first two seasons
- Made all of his three-point attempts (3-for-3) as a freshman
- Had a season-high four minutes vs. Brevard/vs. Toccoa Falls
- Lettered in soccer (4 yrs.) and basketball (3 yrs.) at Lewisburg H.S.
- Was team captain in 2023 and named to First Team All-Conference

CAREER HIGHS

| | | |
|-----------|-----|---------------------------------|
| Points | 3 | three times |
| Minutes | 4 | two times |
| FGM | 1 | four times |
| FGA | 3 | Piedmont (11/4/24) |
| 3PTFGM | 1 | three times |
| 3PTFGA | 2 | three times |
| FTM | n/a | |
| FTA | n/a | |
| Rebounds | 1 | at Charleston Southern (2/5/25) |
| Assists | 1 | Bob Jones (11/28/23) |
| Blocks | n/a | |
| Steals | 1 | Charleston Southern (2/7/24) |
| Turnovers | 1 | three times |

BIG SOUTH

| | |
|-----------|------------------------------------|
| Points | n/a |
| Minutes | 2 at Charleston Southern (1/24/24) |
| FGM | n/a |
| FGA | n/a |
| 3PTFGM | n/a |
| 3PTFGAs | n/a |
| FTM | n/a |
| FTA | n/a |
| Rebounds | 1 at Charleston Southern (2/5/25) |
| Assists | n/a |
| Blocks | n/a |
| Steals | 1 Charleston Southern (2/7/24) |
| Turnovers | n/a |

#22 HARRISON, Henry

| Opponent | Date | GS | MIN | Total | | 3-Pointers | | Free throws | | Rebounds | | | | PF | | | | | | |
|--------------------|------------|----------|--------------|------------|-------------|------------|-------------|-------------|-------------|----------|----------|----------|------------|----------|----------|----------|----------|----------|----------|------------|
| | | | | FG-FGA | PCT | 3FG-3FGA | PCT | FT-FTA | PCT | OFF | DEF | TOT | AVG | A | TO | BLK | STL | PTS | AVG | |
| Mercer | 11/15/2025 | | 03:31 | 0-0 | .000 | 0-0 | .000 | 0-0 | .000 | 0 | 0 | 0 | 0.0 | 0 | 0 | 2 | 0 | 0 | 0 | 0.0 |
| South Carolina St. | 11/29/2025 | | 02:07 | 0-1 | .000 | 0-1 | .000 | 0-0 | .000 | 0 | 0 | 0 | 0.0 | 1 | 0 | 0 | 0 | 0 | 0 | 0.0 |
| Totals | | 0 | 05:38 | 0-1 | .000 | 0-1 | .000 | 0-0 | .000 | 0 | 0 | 0 | 0.0 | 1 | 0 | 2 | 0 | 0 | 0 | 0.0 |

Player Averages

| Games Played | Minutes/game | Points/game | FG Pct | 3FG Pct | FT Pct | Rebounds/game | Assists/game | Turnovers/game | Assist/Turnover ratio | Steals/game | Blocks/game |
|--------------|--------------|-------------|--------|---------|--------|---------------|--------------|----------------|-----------------------|-------------|-------------|
| 2 | 2.8 | 0.0 | 0.0 | 0.0 | 0.0 | 0.0 | 0.0 | 1.0 | 0.0 | 0.0 | 0.0 |

| SEASON | TEAM | GP-GS | MIN/AVG | Field Goals | | 3-Point | | F-Throws | | Rebounds | | | | Scoring | | | | | | |
|--------------|------|-------------|---------------|-------------|-------------|-------------|-------------|------------|-------------|----------|----------|----------|------------|------------|----------|----------|----------|----------|-----------|------------|
| | | | | FG-FGA | FG% | 3FG-3FGA | 3FG% | FT-FTA | FT% | OFF | DEF | TOT | AVG | PF-FO | A | TO | BLK | STL | PTS | AVG |
| 2023-24 | Win | 7-0 | 16/2.3 | 3-3 | 1.000 | 3-3 | 1.000 | 0-0 | .000 | 0 | 0 | 0 | 0.0 | 0-0 | 1 | 3 | 0 | 1 | 9 | 1.3 |
| 2024-25 | Win | 7-0 | 14/2.0 | 1-7 | .143 | 0-6 | .000 | 0-0 | .000 | 0 | 1 | 1 | 0.1 | 1-0 | 1 | 0 | 0 | 0 | 2 | 0.3 |
| 2025-26 | Win | 2-0 | 6/2.8 | 0-1 | .000 | 0-1 | .000 | 0-0 | .000 | 0 | 0 | 0 | 0.0 | 1-0 | 0 | 2 | 0 | 0 | 0 | 0.0 |
| TOTAL | | 16-0 | 36/2.2 | 4-11 | .364 | 3-10 | .300 | 0-0 | .000 | 0 | 1 | 1 | 0.1 | 2-0 | 2 | 5 | 0 | 1 | 11 | 0.7 |



#23 Ed Nnamoko

Forward / 6-10 / 230 / Sr.
Lagos, Nigeria
(New Mexico St.)

EXTRA DRIBBLE

- Played eight minutes off the bench at Nebraska finishing with four points, four rebounds
- Came off the bench at Arkansas to lead the team in rebounds (5) in 12 minutes of action
- Matched a season-high six points vs. Mercer, also pulling down three boards in the game
- Came off the bench for six points, five rebounds in 10 minutes against Queens
- Transfer from New Mexico State where he played in 20 games
- Prior to New Mexico State he spent his first two seasons at Georgia State where he played in 56 games with 19 starts
- Posted first collegiate double-double as a sophomore with 11 points and 16 rebounds against Toccoa Falls
- After going 11-for-28 at the free throw line as a freshman, the next two seasons were huge improvements at 33-for-42 (.786) as a sophomore and 12-for-15 (.800) as a junior
- Native to Nigeria who came to the U.S. as a sophomore in high school
- Attended Riviera Prep in Miami, Fla.

CAREER HIGHS

| | | |
|-----------|-----|--------------------------------|
| Points | 11 | two times |
| Minutes | 26 | James Madison (2/28/24) |
| FGM | 4 | three times |
| FGA | 7 | Toccoa Falls (12/19/23) |
| 3PTFGM | n/a | |
| 3PTFGA | n/a | |
| FTM | 7 | Texas A&M-CC (11/14/24) |
| FTA | 8 | Texas A&M-CC (11/14/24) |
| Rebounds | 16 | Toccoa Falls (12/19/23) |
| Assists | 2 | two times |
| Blocks | 3 | two times |
| Steals | 2 | at James Madison (2/15/24) |
| Turnovers | 4 | Middle Georgia State (12/4/23) |

BIG SOUTH

| | |
|-----------|-----|
| Points | n/a |
| Minutes | n/a |
| FGM | n/a |
| FGA | n/a |
| 3PTFGM | n/a |
| 3PTFGAs | n/a |
| FTM | n/a |
| FTA | n/a |
| Rebounds | n/a |
| Assists | n/a |
| Blocks | n/a |
| Steals | n/a |
| Turnovers | n/a |

#23 NNAMOKO, Edward

| Opponent | Date | GS | MIN | Total | | 3-Pointers | | Free throws | | Rebounds | | | | PF | A | TO | BLK | STL | PTS | AVG |
|---------------------|------------|----|----------|--------------|--------------|-------------|------------|-------------|-------------|-------------|----------|-----------|-----------|------------|-----------|----------|----------|----------|-----------|------------|
| | | | | FG-FGA | PCT | 3FG-3FGA | PCT | FT-FTA | PCT | OFF | DEF | TOT | AVG | | | | | | | |
| vs Queens (NC) | 11/03/2025 | | 09:57 | 3-5 | .600 | 0-0 | .000 | 0-0 | .000 | 3 | 2 | 5 | 5.0 | 3 | 0 | 1 | 0 | 0 | 6 | 6.0 |
| at George Mason | 11/07/2025 | | 10:27 | 1-3 | .333 | 0-0 | .000 | 0-0 | .000 | 0 | 2 | 2 | 3.5 | 3 | 0 | 0 | 0 | 1 | 2 | 4.0 |
| at Coastal Carolina | 11/11/2025 | | 06:48 | 0-0 | .000 | 0-0 | .000 | 0-3 | .000 | 0 | 1 | 1 | 2.7 | 2 | 0 | 0 | 0 | 0 | 0 | 2.7 |
| Mercer | 11/15/2025 | | 15:44 | 3-5 | .600 | 0-0 | .000 | 0-0 | .000 | 1 | 2 | 3 | 2.8 | 2 | 0 | 1 | 1 | 0 | 6 | 3.5 |
| at Arkansas | 11/18/2025 | | 12:20 | 1-5 | .200 | 0-0 | .000 | 0-0 | .000 | 2 | 3 | 5 | 3.2 | 3 | 1 | 1 | 0 | 0 | 2 | 3.2 |
| at Jackson St. | 11/23/2025 | | 06:58 | 2-3 | .667 | 0-0 | .000 | 0-0 | .000 | 0 | 0 | 0 | 2.7 | 2 | 1 | 0 | 0 | 1 | 4 | 3.3 |
| at Nebraska | 11/25/2025 | | 08:42 | 1-1 | 1.000 | 0-0 | .000 | 2-5 | .400 | 2 | 2 | 4 | 2.9 | 0 | 0 | 0 | 1 | 0 | 4 | 3.4 |
| South Carolina St. | 11/29/2025 | | 07:58 | 0-0 | .000 | 0-0 | .000 | 2-2 | 1.000 | 0 | 2 | 2 | 2.8 | 3 | 0 | 1 | 0 | 0 | 2 | 3.3 |
| Totals | | | 0 | 78:53 | 11-22 | .500 | 0-0 | .000 | 4-10 | .400 | 8 | 14 | 22 | 2.8 | 18 | 2 | 4 | 2 | 26 | 3.3 |

Player Averages

| Games Played | Minutes/game | Points/game | FG Pct | 3FG Pct | FT Pct | Rebounds/game | Assists/game | Turnovers/game | Assist/Turnover ratio | Steals/game | Blocks/game |
|--------------|--------------|-------------|--------|---------|--------|---------------|--------------|----------------|-----------------------|-------------|-------------|
| 8 | 9.9 | 3.3 | 50.0 | 0.0 | 40.0 | 2.8 | 0.3 | 0.5 | 0.5 | 0.3 | 0.3 |

| SEASON | TEAM | GP-GS | MIN/AVG | Field Goals | | 3-Point | | F-Throws | | Rebounds | | | | Scoring | | | | | | |
|----------------------|------|--------------|------------------|---------------|-------------|------------|-------------|--------------|-------------|-----------|------------|------------|------------|--------------|-----------|-----------|-----------|-----------|------------|------------|
| | | | | FG-FGA | FG% | 3FG-3FGA | 3FG% | FT-FTA | FT% | OFF | DEF | TOT | AVG | PF-FO | A | TO | BLK | STL | PTS | AVG |
| 2022-23 | GSU | 28-19 | 449/16.0 | 20-47 | .426 | 0-0 | .000 | 11-28 | .393 | 39 | 62 | 101 | 3.6 | 53-0 | 4 | 26 | 18 | 2 | 51 | 1.8 |
| 2023-24 | GSU | 28-0 | 431/15.4 | 26-53 | .491 | 0-0 | .000 | 33-42 | .786 | 40 | 84 | 124 | 4.4 | 53-0 | 13 | 21 | 18 | 11 | 85 | 3.0 |
| 2024-25 | NMSU | 20-0 | 103/5.1 | 4-9 | .444 | 0-0 | .000 | 12-15 | .800 | 6 | 13 | 19 | 1.0 | 22-0 | 5 | 11 | 6 | 0 | 20 | 1.0 |
| 2025-26 | Win | 8-0 | 79/9.9 | 11-22 | .500 | 0-0 | .000 | 4-10 | .400 | 8 | 14 | 22 | 2.8 | 18-0 | 2 | 4 | 2 | 2 | 26 | 3.3 |
| TOTAL FOR Win | | 8-0 | 79/9.9 | 11-22 | .500 | 0-0 | .000 | 4-10 | .400 | 8 | 14 | 22 | 2.8 | 18-0 | 2 | 4 | 2 | 2 | 26 | 3.3 |
| TOTAL | | 84-19 | 1062/12.6 | 61-131 | .466 | 0-0 | .000 | 60-95 | .632 | 93 | 173 | 266 | 3.2 | 146-0 | 24 | 62 | 44 | 15 | 182 | 2.2 |

EXTRA DRIBBLE

- Played 20 or more minutes in four straight games and has five straight games with four or more rebounds
- Led the Eagles in assists at Nebraska, matching a career-high three (now back-to-back games with three assists)
- Came off the bench for a career-high 12 points and career-best three assists in the win at Jackson State
- After going 3-for-5 from three at Jackson State, he's 2-for-11 in last two games
- Solid numbers at Arkansas with six points, career-high 4 rebounds, an assist and a steal
- Came off the bench for 15 minutes vs. Mercer and chipped in with a career-high 10 points at the time to go along with a career-best five rebounds
- Played 17 minutes off the bench in the opener and has been first off the bench in both games
- Had a career-high five points to go along with three rebounds and an assist in his Eagle debut
- Didn't score in 10 minutes at Coastal, but chipped in with three rebound, an assist and a block
- Transfer from Loyola Chicago where he played in 16 games as a freshman (4.4 minutes per game)
- Four star recruit per On3, ranking 67th nationally
- Three start recruit per 247 sports and a Top-35 small forward
- Helped Egypt clinch the 2021 FIBA U16 African Championship



#25

Seifeldin Hendawy

Guard / 6-8 / 200 / SO.
Cairo, Egypt
(Loyola Chicago)

CAREER HIGHS

| | | |
|-----------|----|----------------------------|
| Points | 12 | at Jackson St. (11/23/25) |
| Minutes | 21 | at #21 Arkansas (11/18/25) |
| FGM | 4 | two times |
| FGA | 8 | S.C. State (11/29/25) |
| 3PTFGM | 3 | at Jackson St. (11/23/25) |
| 3PTFGA | 6 | S.C. State (11/29/25) |
| FTM | 3 | vs. Queens (11/3/25) |
| FTA | 4 | vs. Queens (11/3/25) |
| Rebounds | 5 | Mercer (11/15/25) |
| Assists | 3 | two times |
| Blocks | 2 | Tulsa (11/23/24) |
| Steals | 3 | at George Mason (11/7/25) |
| Turnovers | 3 | Eureka (11/10/24) |

BIG SOUTH

| | |
|-----------|-----|
| Points | n/a |
| Minutes | n/a |
| FGM | n/a |
| FGA | n/a |
| 3PTFGM | n/a |
| 3PTFGAs | n/a |
| FTM | n/a |
| FTA | n/a |
| Rebounds | n/a |
| Assists | n/a |
| Blocks | n/a |
| Steals | n/a |
| Turnovers | n/a |

#25 HENDAWY, Seifeldin

| Opponent | Date | GS | MIN | Total | | 3-Pointers | | Free throws | | Rebounds | | | | PF | A | TO | BLK | STL | PTS | AVG |
|---------------------|------------|----|-----------------|--------------|-------------|-------------|-------------|-------------|-------------|----------|-----------|-----------|------------|-----------|-----------|----------|----------|----------|-----------|------------|
| | | | | FG-FGA | PCT | 3FG-3FGA | PCT | FT-FTA | PCT | OFF | DEF | TOT | AVG | | | | | | | |
| vs Queens (NC) | 11/03/2025 | | 16:09 | 1-4 | .250 | 0-1 | .000 | 3-4 | .750 | 1 | 2 | 3 | 3.0 | 2 | 1 | 0 | 0 | 0 | 5 | 5.0 |
| at George Mason | 11/07/2025 | | 12:46 | 1-3 | .333 | 1-3 | .333 | 0-0 | .000 | 0 | 0 | 0 | 1.5 | 3 | 0 | 0 | 0 | 3 | 3 | 4.0 |
| at Coastal Carolina | 11/11/2025 | | 09:39 | 0-4 | .000 | 0-1 | .000 | 0-0 | .000 | 0 | 3 | 3 | 2.0 | 1 | 1 | 1 | 1 | 0 | 0 | 2.7 |
| Mercer | 11/15/2025 | | 15:05 | 4-7 | .571 | 0-2 | .000 | 2-3 | .667 | 2 | 3 | 5 | 2.8 | 1 | 0 | 0 | 0 | 0 | 10 | 4.5 |
| at Arkansas | 11/18/2025 | | 21:33 | 3-5 | .600 | 0-1 | .000 | 0-0 | .000 | 1 | 3 | 4 | 3.0 | 1 | 1 | 0 | 0 | 1 | 6 | 4.8 |
| at Jackson St. | 11/23/2025 | | 20:00 | 4-6 | .667 | 3-5 | .600 | 1-2 | .500 | 0 | 4 | 4 | 3.2 | 1 | 3 | 2 | 0 | 0 | 12 | 6.0 |
| at Nebraska | 11/25/2025 | | 20:46 | 2-6 | .333 | 1-5 | .200 | 0-0 | .000 | 0 | 4 | 4 | 3.3 | 3 | 3 | 1 | 0 | 0 | 5 | 5.9 |
| South Carolina St. | 11/29/2025 | | 19:55 | 2-8 | .250 | 1-6 | .167 | 1-1 | 1.000 | 2 | 2 | 4 | 3.4 | 2 | 2 | 2 | 0 | 0 | 6 | 5.9 |
| Totals | | | 0 135:54 | 17-43 | .395 | 6-24 | .250 | 7-10 | .700 | 6 | 21 | 27 | 3.4 | 14 | 11 | 6 | 1 | 4 | 47 | 5.9 |

Player Averages

| Games Played | Minutes/game | Points/game | FG Pct | 3FG Pct | FT Pct | Rebounds/game | Assists/game | Turnovers/game | Assist/Turnover ratio | Steals/game | Blocks/game |
|--------------|--------------|-------------|--------|---------|--------|---------------|--------------|----------------|-----------------------|-------------|-------------|
| 8 | 17.0 | 5.9 | 39.5 | 25.0 | 70.0 | 3.4 | 1.4 | 0.8 | 1.8 | 0.5 | 0.1 |

| SEASON | TEAM | GP-GS | MIN/AVG | Field Goals | | 3-Point | | F-Throws | | Rebounds | | | | Scoring | | | | | | |
|----------------------|--------|-------------|-----------------|--------------|-------------|-------------|-------------|--------------|-------------|----------|-----------|-----------|------------|-------------|-----------|-----------|----------|----------|-----------|------------|
| | | | | FG-FGA | FG% | 3FG-3FGA | 3FG% | FT-FTA | FT% | OFF | DEF | TOT | AVG | PF-FO | A | TO | BLK | STL | PTS | AVG |
| 2024-25 | Loyola | 16-0 | 71/4.4 | 5-17 | .294 | 1-6 | .167 | 3-4 | .750 | 0 | 6 | 6 | 0.4 | 7-0 | 4 | 9 | 2 | 4 | 14 | 0.9 |
| 2025-26 | Win | 8-0 | 136/17.0 | 17-43 | .395 | 6-24 | .250 | 7-10 | .700 | 6 | 21 | 27 | 3.4 | 14-0 | 11 | 6 | 1 | 4 | 47 | 5.9 |
| TOTAL FOR Win | | 8-0 | 136/17.0 | 17-43 | .395 | 6-24 | .250 | 7-10 | .700 | 6 | 21 | 27 | 3.4 | 14-0 | 11 | 6 | 1 | 4 | 47 | 5.9 |
| TOTAL | | 24-0 | 207/8.6 | 22-60 | .367 | 7-30 | .233 | 10-14 | .714 | 6 | 27 | 33 | 1.4 | 21-0 | 15 | 15 | 3 | 8 | 61 | 2.5 |



#51

Logan Duncomb

Center / 6-10 / 230 / Sr.
Cincinnati, Ohio
(Xavier)

EXTRA DRIBBLE

- Near double-double vs. S.C. State with 19 points, nine rebounds
- Despite foul trouble at Nebraska he led the team with 10 rebounds, matching his career-high
- Had 13 points on 6-of-10 shooting at Arkansas and also hauled in four rebounds
- Set a career-high in points in each of the first three games this season
- Set career-highs in points (21) and rebounds (10) at Coastal for his first collegiate double-double
- Played his first full season of collegiate basketball in 2024-25 after missing 2023-24 and having combined for 18 games his first two years (both at Indiana)
- Last year he had three or more rebounds in 11 of the 24 games played
- Began collegiate career at Indiana, transferred to Xavier and now at Winthrop
- Has battled through injuries most of his collegiate career
- Led Moeller High School to a state title in 2019
- Named the GCL Co-Player of the Year
- McDonalds All-American Nominee

CAREER HIGHS

| | | |
|-----------|-----|--------------------------------|
| Points | 21 | at Coastal Carolina (11/11/25) |
| Minutes | 31 | at Coastal Carolina (11/11/25) |
| FGM | 8 | S.C. State (11/29/25) |
| FGA | 13 | at Coastal Carolina (11/11/25) |
| 3PTFGM | n/a | |
| 3PTFGA | n/a | |
| FTM | 9 | at Coastal Carolina (11/11/25) |
| FTA | 14 | at Coastal Carolina (11/11/25) |
| Rebounds | 10 | two times |
| Assists | 2 | three times |
| Blocks | 2 | three times |
| Steals | 3 | at Longwood (2/27/25) |
| Turnovers | 3 | three times |

BIG SOUTH

| | | |
|-----------|-----|---------------------------------|
| Points | 10 | at Charleston Southern (2/5/25) |
| Minutes | 27 | Charleston Southern (1/15/25) |
| FGM | 4 | at Charleston Southern (2/5/25) |
| FGA | 7 | at Charleston Southern (2/5/25) |
| 3PTFGM | n/a | |
| 3PTFGA | n/a | |
| FTM | 2 | five times |
| FTA | 4 | at USC Upstate (2/8/25) |
| Rebounds | 7 | Charleston Southern (1/15/25) |
| Assists | 1 | two times |
| Blocks | 2 | two times |
| Steals | 3 | at Longwood (2/27/25) |
| Turnovers | 1 | five times |

#51 DUNCOMB, Logan

| Opponent | Date | GS | MIN | Total | | 3-Pointers | | Free throws | | Rebounds | | | PF | A | TO | BLK | STL | PTS | AVG | | |
|---------------------|------------|----|----------|---------------|--------------|-------------|------------|-------------|--------------|-------------|-----------|-----------|-----------|------------|-----------|----------|-----------|----------|----------|------------|-------------|
| | | | | FG-FGA | PCT | 3FG-3FGA | PCT | FT-FTA | PCT | OFF | DEF | TOT | | | | | | | | AVG | |
| vs Queens (NC) | 11/03/2025 | * | 21:34 | 3-7 | .429 | 0-0 | .000 | 6-8 | .750 | 5 | 3 | 8 | 8.0 | 3 | 0 | 1 | 1 | 1 | 12 | 12.0 | |
| at George Mason | 11/07/2025 | * | 24:21 | 5-7 | .714 | 0-0 | .000 | 6-8 | .750 | 2 | 2 | 4 | 6.0 | 6 | 1 | 1 | 0 | 0 | 16 | 14.0 | |
| at Coastal Carolina | 11/11/2025 | * | 30:41 | 6-13 | .462 | 0-0 | .000 | 9-14 | .643 | 3 | 7 | 10 | 7.3 | 1 | 0 | 3 | 1 | 1 | 21 | 16.3 | |
| Mercer | 11/15/2025 | * | 07:55 | 0-2 | .000 | 0-0 | .000 | 0-0 | .000 | 0 | 0 | 0 | 5.5 | 5 | 0 | 0 | 0 | 0 | 0 | 12.3 | |
| at Arkansas | 11/18/2025 | * | 21:57 | 6-10 | .600 | 0-0 | .000 | 1-2 | .500 | 2 | 2 | 4 | 5.2 | 5 | 2 | 1 | 1 | 0 | 13 | 12.4 | |
| at Jackson St. | 11/23/2025 | * | 21:23 | 6-10 | .600 | 0-0 | .000 | 2-2 | 1.000 | 2 | 0 | 2 | 4.7 | 2 | 0 | 0 | 1 | 1 | 14 | 12.7 | |
| at Nebraska | 11/25/2025 | * | 16:25 | 4-7 | .571 | 0-0 | .000 | 0-0 | .000 | 7 | 3 | 10 | 5.4 | 5 | 2 | 3 | 1 | 1 | 8 | 12.0 | |
| South Carolina St. | 11/29/2025 | * | 26:06 | 8-11 | .727 | 0-0 | .000 | 3-4 | .750 | 4 | 5 | 9 | 5.9 | 1 | 0 | 3 | 1 | 1 | 19 | 12.9 | |
| Totals | | | 8 | 170:22 | 38-67 | .567 | 0-0 | .000 | 27-38 | .711 | 25 | 22 | 47 | 5.9 | 28 | 5 | 12 | 6 | 5 | 103 | 12.9 |

Player Averages

| Games Played | Minutes/game | Points/game | FG Pct | 3FG Pct | FT Pct | Rebounds/game | Assists/game | Turnovers/game | Assist/Turnover ratio | Steals/game | Blocks/game |
|--------------|--------------|-------------|--------|---------|--------|---------------|--------------|----------------|-----------------------|-------------|-------------|
| 8 | 21.3 | 12.9 | 56.7 | 0.0 | 71.1 | 5.9 | 0.6 | 1.5 | 0.4 | 0.6 | 0.8 |

| SEASON | TEAM | GP-GS | MIN/AVG | Field Goals | | 3-Point | | F-Throws | | Rebounds | | | | Scoring | | | | | | |
|----------------------|------|-------------|-----------------|---------------|-------------|------------|-------------|--------------|-------------|-----------|-----------|------------|------------|-------------|-----------|-----------|-----------|-----------|------------|------------|
| | | | | FG-FGA | FG% | 3FG-3FGA | 3FG% | FT-FTA | FT% | OFF | DEF | TOT | AVG | PF-FO | A | TO | BLK | STL | PTS | AVG |
| 2021-22 | IND | 9-0 | 19/2.1 | 2-4 | .500 | 0-0 | .000 | 2-2 | 1.000 | 3 | 3 | 6 | 0.7 | 3-0 | 1 | 3 | 1 | 1 | 6 | 0.7 |
| 2022-23 | IND | 9-0 | 51/5.7 | 12-16 | .750 | 0-0 | .000 | 2-7 | .286 | 5 | 10 | 15 | 1.7 | 8-0 | 2 | 3 | 5 | 1 | 26 | 2.9 |
| 2024-25 | Win | 24-0 | 192/8.0 | 26-48 | .542 | 0-0 | .000 | 20-30 | .667 | 23 | 38 | 61 | 2.5 | 35-0 | 3 | 15 | 11 | 8 | 72 | 3.0 |
| 2025-26 | Win | 8-8 | 170/21.3 | 38-67 | .567 | 0-0 | .000 | 27-38 | .711 | 25 | 22 | 47 | 5.9 | 28-4 | 5 | 12 | 6 | 5 | 103 | 12.9 |
| TOTAL FOR Win | | 32-8 | 362/11.3 | 64-115 | .557 | 0-0 | .000 | 47-68 | .691 | 48 | 60 | 108 | 3.4 | 63-4 | 8 | 27 | 17 | 13 | 175 | 5.5 |
| TOTAL | | 50-8 | 432/8.6 | 78-135 | .578 | 0-0 | .000 | 51-77 | .662 | 56 | 73 | 129 | 2.6 | 74-4 | 11 | 33 | 23 | 15 | 207 | 4.1 |